RACE 1 **DISTANCE** 1320 **SURFACE** D **RACE TYPE** Clm 10000b **PURSE** 17000

Post Position	Horse	ML ODDS	SIM ODDS	PAR +	PAR RACE	Q30	ES Up/Down	MS	LS Up/Down	PACE TOTAL	2+ PACE IMI	2FFaster	4F Faster	Better Fractions	Finsih First 1/2
1	MRS. NECAISE	20	32.22	14.30%	Maybe -2	11%	1	1	1	3	YES	1	1	2	1
2	COPPER MOON	4	2.01	62.40%	Yes	22%	1	1	1	3	YES	1	1	2	0
3	EMILYHASHERTU	1.4	1.59	52.30%	Yes	22%	1	1	0	2	YES	0	0	0	0
4	JAYDYN CAT	3.5	7.44	30.10%	Yes	19%	1	1	0	2	YES	0	0	0	0
5	SUM CHARM	5	7.44	32.40%	Maybe -2	22%	1	1	0	2	YES	1	1	2	1
6	TAKEN IT	10	105.30	12.00%	Maybe -2	4%	0	0	1	1		0	0	0	1
7	STEAL ME OVER	20	211.60	0.00%	Maybe -5	0%	0	0	1	1		0	0	0	0
			99.00	0.00%	0	0%	0	0	0	0		0	0	0	0
			99.00	0.00%	0	0%	0	0	0	0		0	0	0	0
			99.00	0.00%	0	0%	0	0	0	0		0	0	0	0
			99.00	0.00%	0	0%	0	0	0	0		0	0	0	0
			99.00	0.00%	0	0%	0	0	0	0		0	0	0	0
			99.00	0.00%	0	0%	0	0	0	0		0	0	0	0
			99.00	0.00%	0	0%	0	0	0	0		0	0	0	0
			99.00	0.00%	0	0%	0	0	0	0		0	0	0	0
			99.00	0.00%	0	0%	0	0	0	0		0	0	0	0

SPEED +3

Horse	Program #	Difference
COPPER MOON	2	5

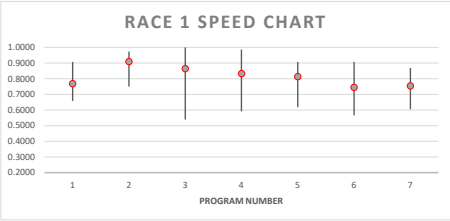

		SP # INCREASES
1	MRS. NECAISE	3 SPEED # INCREASES
2	COPPER MOON	
3	EMILYHASHERTURN	
4	JAYDYN CAT	
5	SUM CHARM	
6	TAKEN IT	3 SPEED # INCREASES
7	STEAL ME OVER	

PACE VIEW

E	EP	P	PC	C	NC	1st
2	3			1		
5	4			6		
				7		

Post Position	Horse	1ST CALL % COMFORT ZONE	1ST CALL % CHANCE TO LEAD
1	MRS. NECAISE	0.81%	1.97%
2	COPPER MOON	68.61%	20.18%
3	EMILYHASHERTURN	26.55%	18.48%
4	JAYDYN CAT	73.36%	37.49%
5	SUM CHARM	58.83%	15.87%
6	TAKEN IT	44.75%	5.02%
7	STEAL ME OVER	27.26%	0.99%
0	0		
0	0		
0	0		
0	0		
0	0		
0	0		
0	0		
0	0		
0	0		

Post Positi	PACE MAKES RACE EARLY PACE	LATE PACE	TOTAL PACE
1	76	75	152
2	89	74	163
3	89	70	159
4	92	62	154
5	88	70	159
6	76	75	151
7	75	80	154
0			
0			
0			
0			
0			
0			
0			
0			
0			

FIRST TIMER RANK

Program #	Horse Name	1ST TIMER SCORE	LAST BULLET	BACK BULLET

Jockey Stats

Program #	Horse	Jockey Win	Jockey ITM
1	MRS. NECAISE	0.866	0.992
2	COPPER MOON	0.757	0.881
3	EMILYHASHERTURN	1.000	1.000
4	JAYDYN CAT	0.498	0.563
5	SUM CHARM	0.984	0.934
6	TAKEN IT	0.564	0.723
7	STEAL ME OVER	0.658	0.934
0	0		
0	0		
0	0		
0	0		
0	0		
0	0		
0	0		
0	0		
0	0		
0	0		
0	0		
0	0		
0	0		

Trainer Stats

Program #	Horse	Trainer Win	Trainer ITM
1	MRS. NECAISE	0.107	0.675
2	COPPER MOON	0.471	0.730
3	EMILYHASHERTURN	0.977	0.992
4	JAYDYN CAT	1.000	1.000
5	SUM CHARM	0.628	0.732
6	TAKEN IT	0.309	0.401
7	STEAL ME OVER	0.366	0.543
0	0		
0	0		
0	0		
0	0		
0	0		
0	0		
0	0		
0	0		
0	0		
0	0		
0	0		
0	0		
0	0		

RACE 2 **DISTANCE** 1870 **SURFACE** T **RACE TYPE** Md Sp Wt **PURSE** 58000

Post Positi	Horse	ML ODDS	SIM ODDS	PAR +	PAR RACE	Q30	ES Up/Down	MS	LS Up/Down	PACE TOTAL	2+ PACE IMI	2F Faster	4F Faster	Better Fractions	Finsih First 1/2
1	SAND CAST	20	2.77	30.60%	No	31%	0	0	1	1		0	0	0	0
2	STREET MO	20	59.50	0.00%	No	0%	1	1	0	2	YES	0	0	0	0
4	EL MUHEET	5	3.93	26.50%	No	0%	0	0	0	0		0	0	0	0
5	AMBRIDGE	20	9.18	13.00%	No	15%	1	0	0	1		1	0	1	0
6	TOM'S MAGIC	8	12.44	13.10%	No	0%	0	0	0	0		0	0	0	0
7	LEMON SOHN	20	76.79	11.80%	No	0%	0	0	0	0		0	0	0	0
8	DREAM SCHEM	4	6.89	19.50%	Maybe -1	15%	1	1	0	2	YES	1	1	2	1
9	BLUE CHAIR BA	4.5	11.96	11.80%	No	8%	1	1	0	2	YES	1	1	2	1
10	INFINITE LUCK	12	99.00	0.00%	No	31%	0	0	1	1		1	0	1	1
11	CHE	6	15.01	10.70%	No	0%	0	0	0	0		0	0	0	0
12	DEEP MANHAT	5	14.78	10.60%	No	0%	0	0	0	0		0	0	0	0
			99.00	0.00%	0	0%	0	0	0	0		0	0	0	0
			99.00	0.00%	0	0%	0	0	0	0		0	0	0	0
			99.00	0.00%	0	0%	0	0	0	0		0	0	0	0
			99.00	0.00%	0	0%	0	0	0	0		0	0	0	0
			99.00	0.00%	0	0%	0	0	0	0		0	0	0	0

SPEED +3

Horse	Program #	Difference
DREAM SCHEM	8	5

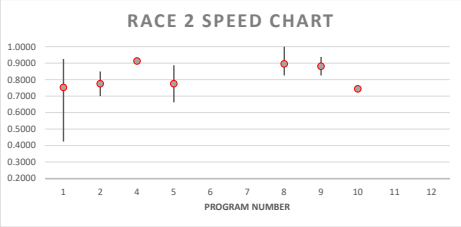

SP # INCREASES

1	SAND CAST	
2	STREET MO	
4	EL MUHEET	
5	AMBRIDGE	
6	TOM'S MAGIC	
7	LEMON SOHN	
8	DREAM SCHEME	3 SPEED # INCREASES
9	BLUE CHAIR BAY	
10	INFINITE LUCK	
11	CHE	
12	DEEP MANHATTAN	

PACE VIEW

E	EP	P	PC	C	NC	1st
		10		1	2	6
				8	4	7
				9	5	11
						12

1ST CALL %

Post Position	Horse	COMFORT ZONE	CHANCE TO LEAD
1	SAND CAST	17.64%	32.64%
2	STREET MO	25.19%	1.51%
4	EL MUHEET	0.00%	12.26%
5	AMBRIDGE	59.81%	7.74%
6	TOM'S MAGIC	0.00%	0.00%
7	LEMON SOHN	0.00%	0.00%
8	DREAM SCHEME	15.47%	4.53%
9	BLUE CHAIR BAY	6.98%	29.91%
10	INFINITE LUCK	60.57%	11.42%
11	CHE	0.00%	0.00%
12	DEEP MANHATTAN	0.00%	0.00%
0	0		
0	0		
0	0		
0	0		
0	0		

PACE MAKES RACE

Post Positi	EARLY PACE	LATE PACE	TOTAL PACE
1	87	62	149
2	77	71	148
4	79	72	151
5	79	65	144
6	#DIV/0!	#DIV/0!	#DIV/0!
7	#DIV/0!	#DIV/0!	#DIV/0!
8	77	87	164
9	82	69	151
10	79	73	152
11	#DIV/0!	#DIV/0!	#DIV/0!
12	#DIV/0!	#DIV/0!	#DIV/0!
0			
0			
0			
0			
0			

FIRST TIMER RANK

Program #	Horse Name	1ST TIMER SCORE	LAST BULLET	BACK BULLET
6	TOM'S MA	2.30468		
7	LEMON SO	2.57717		
11	CHE	2.33		
12	DEEP MAN	2.99156		BACK BULLET

Jockey Stats

Program #	Horse	Jockey Win	Jockey ITM
1	SAND CAST	0.341	0.385
2	STREET MO	0.655	0.780
4	EL MUHEET	0.783	0.768
5	AMBRIDGE	0.592	0.678
6	TOM'S MAGIC	0.885	0.929
7	LEMON SOHN	0.587	0.714
8	DREAM SCHEME	0.988	1.000
9	BLUE CHAIR BAY	0.745	0.867
10	INFINITE LUCK	0.892	0.881
11	CHE	1.000	0.964
12	DEEP MANHATTAN	0.916	0.996
0	0		
0	0		
0	0		
0	0		
0	0		
0	0		
0	0		
0	0		
0	0		

Trainer Stats

Program #	Horse	Trainer Win	Trainer ITM
1	SAND CAST	0.384	0.540
2	STREET MO	0.385	0.614
4	EL MUHEET	0.640	0.761
5	AMBRIDGE	0.479	0.765
6	TOM'S MAGIC	0.591	0.739
7	LEMON SOHN	0.606	0.706
8	DREAM SCHEME	0.640	0.761
9	BLUE CHAIR BAY	1.000	1.000
10	INFINITE LUCK	0.354	0.637
11	CHE	0.528	0.721
12	DEEP MANHATTAN	0.528	0.721
0	0		
0	0		
0	0		
0	0		
0	0		
0	0		
0	0		
0	0		
0	0		

RACE 3 DISTANCE 1320 **SURFACE** D **RACE TYPE** Md Sp Wt **PURSE** 58000

Post Posit	Horse	ML ODDS	SIM ODDS	PAR +	PAR RACE	Q30	ES Up/Down	MS	LS Up/Down	PACE TOTAL	2+ PACE IMI	2FFaster	4F Faster	Better Fractions	Finsih First 1/2
1	YOU GOOD	4	4.63	0.00%	No	0%	0	0	0	0		0	0	0	0
2	DOOLGAROUX	4.5	30.06	0.00%	No	0%	0	0	1	1		0	0	0	0
3	KENMORE WEST	2.5	0.89	39.40%	Yes	36%	0	1	1	2	YES	0	1	1	1
4	AZTEC GEM	4.5	3.96	0.00%	Maybe -3	57%	0	1	0	1		1	1	2	1
5	WHO IS CHIEF	8	30.97	0.00%	No	7%	0	0	0	0		0	0	0	0
6	LOUISIANA WILDLI	3	32.97	0.00%	No	0%	0	0	0	0		0	0	0	0
			99.00	0.00%	0	0%	0	0	0	0		0	0	0	0
			99.00	0.00%	0	0%	0	0	0	0		0	0	0	0
			99.00	0.00%	0	0%	0	0	0	0		0	0	0	0
			99.00	0.00%	0	0%	0	0	0	0		0	0	0	0
			99.00	0.00%	0	0%	0	0	0	0		0	0	0	0
			99.00	0.00%	0	0%	0	0	0	0		0	0	0	0
			99.00	0.00%	0	0%	0	0	0	0		0	0	0	0
			99.00	0.00%	0	0%	0	0	0	0		0	0	0	0
			99.00	0.00%	0	0%	0	0	0	0		0	0	0	0
			99.00	0.00%	0	0%	0	0	0	0		0	0	0	0

SPEED +3

Horse	Program #	Difference
KENMORE WES	3	11

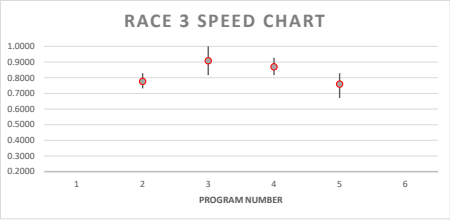

SP # INCREASES

1 YOU GOOD
2 DOOLGAROUX
3 KENMORE WEST
4 AZTEC GEM
5 WHO IS CHIEF
6 LOUISIANA WILDLIFE

PACE VIEW

E	EP	P	PC	C	NC	1st
3				2		1
4				5		6

Post Position	Horse		1ST CALL % COMFORT ZONE	CHANCE TO LEAD
1	YOU GOOD		0.00%	0.00%
2	DOOLGAROUX		76.34%	1.05%
3	KENMORE WEST		31.23%	19.44%
4	AZTEC GEM		78.74%	78.74%
5	WHO IS CHIEF		70.21%	0.77%
6	LOUISIANA WILDLIFE		0.00%	0.00%
0		0		
0		0		
0		0		
0		0		
0		0		
0		0		
0		0		
0		0		
0		0		
0		0		

PACE MAKES RACE

Post Positi	EARLY PACE	LATE PACE	TOTAL PACE
1	#DIV/0!	#DIV/0!	#DIV/0!
2	80	70	150
3	92	73	165
4	98	62	160
5	81	73	154
6	#DIV/0!	#DIV/0!	#DIV/0!
0			
0			
0			
0			
0			
0			
0			
0			
0			
0			

FIRST TIMER RANK

Program #	Horse Name	1ST TIMER SCORE	LAST BULLET	BACK BULLET
1	YOU GOOD	2.66517		
6	LOUISIANA W	2.66517		

Jockey Stats

Program #	Horse		Jockey Win	Jockey ITM
1	YOU GOOD		0.579	0.695
2	DOOLGAROUX		0.834	1.000
3	KENMORE WEST		0.733	0.900
4	AZTEC GEM		1.000	0.939
5	WHO IS CHIEF		0.584	0.584
6	LOUISIANA WILDLIFE		0.381	0.444
0		0		
0		0		
0		0		
0		0		
0		0		
0		0		
0		0		
0		0		
0		0		
0		0		
0		0		
0		0		
0		0		
0		0		

Trainer Stats

Program #	Horse		Trainer Win	Trainer ITM
1	YOU GOOD		0.917	0.950
2	DOOLGAROUX		0.821	0.862
3	KENMORE WEST		1.000	1.000
4	AZTEC GEM		0.963	0.953
5	WHO IS CHIEF		0.571	0.635
6	LOUISIANA WILDLIFE		0.000	0.364
0		0		
0		0		
0		0		
0		0		
0		0		
0		0		
0		0		
0		0		
0		0		
0		0		
0		0		
0		0		
0		0		
0		0		

RACE 4 DISTANCE 1760 **SURFACE** T **RACE TYPE** Alw 59000n1x **PURSE** 59000

Post Posit	Horse	ML ODDS	SIM ODDS	PAR +	PAR RACE	Q30	ES Up/Down	MS	LS Up/Down	PACE TOTAL	2+ PACE IMI	2FFaster	4F Faster	Better Fractions	Finsih First 1/2
2	NIPPY STAR	4.5	14.80	20.30%	Maybe -4	18%	1	1	0	2	YES	0	0	0	1
3	MO SHIRO	12	2.90	48.40%	Yes	8%	0	0	0	0		1	0	1	0
4	RAGTIME LADY	5	5.38	33.30%	Yes	5%	1	1	0	2	YES	1	0	1	1
5	PAST TENSE	10	4.01	41.60%	Yes	10%	0	0	0	0		1	0	1	1
6	DOESN'THURTTC	8	16.00	28.10%	Yes	0%	0	0	1	1		0	0	0	1
7	FOR LOVE AND H	8	45.75	38.70%	Yes	5%	1	0	0	1		0	0	0	0
8	DONA ILLUSION	4	111.20	7.30%	Maybe -5	5%	1	1	0	2	YES	1	1	2	1
9	CANDY BAR	8	3.99	49.70%	Yes	8%	0	1	0	1		1	0	1	1
10	MS. LILIBET	20	99.00	0.00%	No	5%	0	0	0	0		0	0	0	0
11	GRACELEADSUSH	12	186.00	4.30%	Maybe -2	13%	1	0	0	1		1	0	1	1
12	HAUNTRESS	20	47.78	11.00%	Maybe -4	13%	0	0	1	1		0	0	0	1
13	BLUE HEAVENLY	10	123.67	4.40%	Maybe -1	13%	0	0	1	1		0	0	0	1
			99.00	0.00%	0	0%	0	0	0	0		0	0	0	0
			99.00	0.00%	0	0%	0	0	0	0		0	0	0	0
			99.00	0.00%	0	0%	0	0	0	0		0	0	0	0
			99.00	0.00%	0	0%	0	0	0	0		0	0	0	0

SPEED +3

Horse	Program #	Difference
		NO PICKS

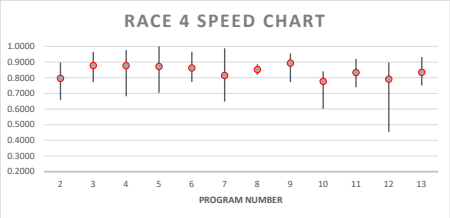

SP # INCREASES

3 SPEED # INCREASES

2 NIPPY STAR
3 MO SHIRO
4 RAGTIME LADY
5 PAST TENSE
6 DOESN'THURTTOFLIF
7 FOR LOVE AND HON
8 DONA ILLUSION
9 CANDY BAR
10 MS. LILIBET
11 GRACELEADSUSHOM
12 HAUNTRESS
13 BLUE HEAVENLY

PACE VIEW

E	EP	P	PC	C	NC	1st
2	11	9	12	4		
3			13	5		
				6		
				7		
				8		
				10		

1ST CALL %

Post Position	Horse	COMFORT ZONE	CHANCE TO LEAD
2	NIPPY STAR	65.86%	30.78%
3	MO SHIRO	86.21%	0.17%
4	RAGTIME LADY	14.05%	0.17%
5	PAST TENSE	38.79%	0.86%
6	DOESN'THURTTOFLIRT	34.74%	0.86%
7	FOR LOVE AND HONOR	6.72%	1.47%
8	DONA ILLUSION	52.50%	4.66%
9	CANDY BAR	47.41%	19.05%
10	MS. LILIBET	18.71%	12.07%
11	GRACELEADSUSHOME	20.09%	12.16%
12	HAUNTRESS	32.16%	10.34%
13	BLUE HEAVENLY	60.34%	7.41%
0	0		
0	0		
0	0		
0	0		

PACE MAKES RACE

Post Positi	EARLY PACE	LATE PACE	TOTAL PACE
2	90	56	146
3	80	79	159
4	71	86	157
5	78	84	163
6	68	85	153
7	81	73	154
8	84	79	163
9	84	81	165
10	76	70	145
11	86	80	165
12	84	72	156
13	78	78	156
0			
0			
0			
0			

FIRST TIMER RANK

Program #	Horse Name	1ST TIMER SCORE	LAST BULLET	BACK BULLET

Jockey Stats

Program #	Horse	Jockey Win	Jockey ITM
2	NIPPY STAR	0.745	0.871
3	MO SHIRO	0.783	0.771
4	RAGTIME LADY	0.697	0.695
5	PAST TENSE	0.341	0.387
6	DOESN'THURTTOFLIRT	0.892	0.885
7	FOR LOVE AND HONOR	1.000	0.968
8	DONA ILLUSION	0.916	1.000
9	CANDY BAR	0.655	0.784
10	MS. LILIBET	0.675	0.733
11	GRACELEADSUSHOME	0.592	0.681
12	HAUNTRESS	0.683	0.687
13	BLUE HEAVENLY	0.386	0.496
0	0		
0	0		
0	0		
0	0		
0	0		
0	0		
0	0		
0	0		

Trainer Stats

Program #	Horse	Trainer Win	Trainer ITM
2	NIPPY STAR	1.000	1.000
3	MO SHIRO	0.591	0.739
4	RAGTIME LADY	0.677	0.770
5	PAST TENSE	0.492	0.627
6	DOESN'THURTTOFLIRT	0.193	0.312
7	FOR LOVE AND HONOR	0.564	0.686
8	DONA ILLUSION	0.459	0.795
9	CANDY BAR	0.648	0.806
10	MS. LILIBET	0.486	0.598
11	GRACELEADSUSHOME	0.000	0.000
12	HAUNTRESS	0.541	0.779
13	BLUE HEAVENLY	0.234	0.443
0	0		
0	0		
0	0		
0	0		
0	0		
0	0		
0	0		
0	0		

RACE 5 DISTANCE 1830 **SURFACE** D **RACE TYPE** Alw 59000b **PURSE** 59000

Post Posit	Horse	ML ODDS	SIM ODDS	PAR +	PAR RACE	Q30	ES Up/Down	MS	LS Up/Down	PACE TOTAL	2+ PACE IMI	2FFaster	4F Faster	Better Fractions	Finsih First 1/2
1	SUE'S LITTLE ZING	8	26.74	6.10%	Maybe -2	17%	1	1	0	2	YES	0	0	0	0
2	BETSY'S ALL IN	8	2.90	36.20%	Yes	7%	1	1	1	3	YES	1	1	2	1
4	BROADWAY PEARL	12	116.11	0.00%	No	12%	0	0	0	0		0	0	0	0
5	GROUND CONTRO	3.5	1.94	44.00%	Maybe -2	20%	0	0	1	1		0	0	0	1
6	SMART IZZY	20	262.50	0.00%	No	12%	1	1	1	3	YES	0	0	0	1
7	PAT HAND GIRL	10	209.80	0.00%	Maybe -4	10%	0	0	1	1		0	0	0	1
8	SABRA TUFF	2.5	2.01	48.80%	Yes	10%	0	0	1	1		1	1	2	1
9	MO SMOKING	4	54.47	0.00%	Yes	12%	1	1	1	3	YES	0	0	0	0
			99.00	0.00%	0	0%	0	0	0	0		0	0	0	0
			99.00	0.00%	0	0%	0	0	0	0		0	0	0	0
			99.00	0.00%	0	0%	0	0	0	0		0	0	0	0
			99.00	0.00%	0	0%	0	0	0	0		0	0	0	0
			99.00	0.00%	0	0%	0	0	0	0		0	0	0	0
			99.00	0.00%	0	0%	0	0	0	0		0	0	0	0
			99.00	0.00%	0	0%	0	0	0	0		0	0	0	0
			99.00	0.00%	0	0%	0	0	0	0		0	0	0	0

SPEED +3

Horse	Program #	Difference
BETSY'S ALL IN	2	11

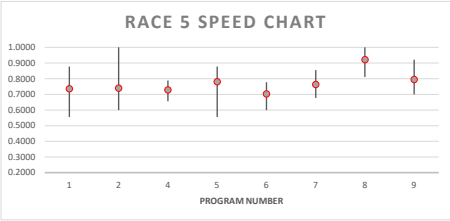

SP # INCREASES

1 SUE'S LITTLE ZING
2 BETSY'S ALL IN
4 BROADWAY PEARL
5 GROUND CONTROL
6 SMART IZZY
7 PAT HAND GIRL
8 SABRA TUFF
9 MO SMOKING

PACE VIEW

E	EP	P	PC	C	NC	1st
	9	5	1	2		
		6		4		
				7		
				8		

Post Position	Horse	1ST CALL % COMFORT ZONE	CHANCE TO LEAD
1	SUE'S LITTLE ZING	16.74%	17.95%
2	BETSY'S ALL IN	86.98%	0.00%
4	BROADWAY PEARL	73.12%	1.67%
5	GROUND CONTROL	21.30%	67.26%
6	SMART IZZY	35.63%	0.09%
7	PAT HAND GIRL	84.56%	2.79%
8	SABRA TUFF	40.19%	5.58%
9	MO SMOKING	24.47%	4.65%
0	0		
0	0		
0	0		
0	0		
0	0		
0	0		
0	0		
0	0		

PACE MAKES RACE

Post Positi	EARLY PACE	LATE PACE	TOTAL PACE
1	86	60	146
2	65	92	158
4	76	70	146
5	89	80	169
6	73	69	142
7	75	83	158
8	82	79	161
9	79	64	143
0			
0			
0			
0			
0			
0			
0			
0			

FIRST TIMER RANK

Program #	Horse Name	1ST TIMER SCORE	LAST BULLET	BACK BULLET

Jockey Stats

Program #	Horse	Jockey Win	Jockey ITM
1	SUE'S LITTLE ZING	0.734	0.642
2	BETSY'S ALL IN	0.565	0.605
4	BROADWAY PEARL	0.966	0.932
5	GROUND CONTROL	1.000	1.000
6	SMART IZZY	0.369	0.453
7	PAT HAND GIRL	0.372	0.387
8	SABRA TUFF	0.855	0.771
9	MO SMOKING	0.715	0.784
0	0		
0	0		
0	0		
0	0		
0	0		
0	0		
0	0		
0	0		
0	0		
0	0		
0	0		
0	0		

Trainer Stats

Program #	Horse	Trainer Win	Trainer ITM
1	SUE'S LITTLE ZING	0.773	0.928
2	BETSY'S ALL IN	0.917	0.932
4	BROADWAY PEARL	0.645	0.646
5	GROUND CONTROL	1.000	0.981
6	SMART IZZY	0.573	0.417
7	PAT HAND GIRL	0.366	0.613
8	SABRA TUFF	0.939	1.000
9	MO SMOKING	0.958	0.872
0	0		
0	0		
0	0		
0	0		
0	0		
0	0		
0	0		
0	0		
0	0		
0	0		
0	0		
0	0		

RACE 6 DISTANCE 1760 **SURFACE** T **RACE TYPE** OClm 100000n2l **PURSE** 59000

Post Posit	Horse	ML ODDS	SIM ODDS	PAR +	PAR RACE	Q30	ES Up/Down	MS	LS Up/Down	PACE TOTAL	2+ PACE IMI	2FFaster	4F Faster	Better Fractions	Finsih First 1/2
1	LOOK TO THE CRO	20	99.00	0.00%	Maybe -4	0%	0	0	1	1		0	0	0	0
2	EXECUTOR	5	12.40	30.80%	Yes	12%	1	1	0	2	YES	1	1	2	1
3	CLAPPING	12	99.00	11.30%	No	0%	0	0	0	0		0	0	0	1
4	GOLDEN AFTERNO	3	1.20	100.00%	Yes	14%	1	0	1	2	YES	0	0	0	1
5	JUST KEEP LOOKIN	12	99.00	0.00%	Maybe -2	10%	0	0	1	1		1	1	2	0
6	CURAHEE	10	48.95	42.20%	Yes	10%	0	0	1	1		0	0	0	1
7	SHOOT THE NICKE	10	1.97	40.90%	Yes	19%	0	0	0	0		1	1	2	1
8	MAGNOLIA WEST	20	30.40	15.10%	Maybe -5	2%	0	1	1	2	YES	0	1	1	1
9	STATES' RIGHTS	3.5	99.00	14.20%	Maybe -4	10%	1	1	0	2	YES	0	0	0	1
10	FLEMING	8	51.33	14.80%	No	7%	1	1	0	2	YES	1	0	1	0
11	BLAMEITONBOURI	8	14.70	25.70%	Maybe -3	0%	1	1	1	3	YES	0	0	0	1
12	BOSS OF ALL BOSS	20	99.00	0.00%	No	17%	1	0	1	2	YES	1	0	1	1
			99.00	0.00%	0	0%	0	0	0	0		0	0	0	0
			99.00	0.00%	0	0%	0	0	0	0		0	0	0	0
			99.00	0.00%	0	0%	0	0	0	0		0	0	0	0
			99.00	0.00%	0	0%	0	0	0	0		0	0	0	0

SPEED +3

Horse	Program #	Difference
GOLDEN AFTERN	4	3

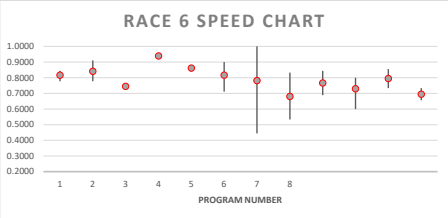

SP # INCREASES

1	LOOK TO THE CROSS	
2	EXECUTOR	3 SPEED # INCREASES
3	CLAPPING	
4	GOLDEN AFTERNOOI	
5	JUST KEEP LOOKING	
6	CURAHEE	
7	SHOOT THE NICKEL	
8	MAGNOLIA WEST	
9	STATES' RIGHTS	3 SPEED # INCREASES
10	FLEMING	
11	BLAMEITONBOURBO	
12	BOSS OF ALL BOSSES	

PACE VIEW

E	EP	P	PC	C	NC	1st
2		4		1		
6		5		3		
		7		8		
		12		9		
				10		
				11		

Post Position	Horse	COMFORT ZONE	1ST CALL % CHANCE TO LEAD
1	LOOK TO THE CROSS	38.24%	0.00%
2	EXECUTOR	77.10%	0.00%
3	CLAPPING	64.46%	0.00%
4	GOLDEN AFTERNOON	0.00%	13.18%
5	JUST KEEP LOOKING	0.00%	0.00%
6	CURAHEE	57.29%	19.81%
7	SHOOT THE NICKEL	6.86%	60.37%
8	MAGNOLIA WEST	0.00%	0.00%
9	STATES' RIGHTS	14.88%	0.00%
10	FLEMING	25.91%	5.55%
11	BLAMEITONBOURBON	77.10%	0.00%
12	BOSS OF ALL BOSSES	41.48%	1.08%
0	0		
0	0		
0	0		
0	0		

PACE MAKES RACE

Post Positi	EARLY PACE	LATE PACE	TOTAL PACE
1	66	81	148
2	80	84	164
3	78	85	163
4	94	79	172
5	92	78	169
6	90	79	169
7	94	81	175
8	75	69	144
9	81	91	172
10	88	67	155
11	71	91	161
12	78	82	159
0			
0			
0			
0			

FIRST TIMER RANK

Program #	Horse Name	1ST TIMER SCORE	LAST BULLET	BACK BULLET

Jockey Stats

Program #	Horse	Jockey Win	Jockey ITM
1	LOOK TO THE CROSS	0.587	0.717
2	EXECUTOR	0.683	0.687
3	CLAPPING	0.783	0.771
4	GOLDEN AFTERNOON	1.000	0.968
5	JUST KEEP LOOKING	0.592	0.681
6	CURAHEE	0.892	0.885
7	SHOOT THE NICKEL	0.745	0.871
8	MAGNOLIA WEST	0.341	0.387
9	STATES' RIGHTS	0.916	1.000
10	FLEMING	0.697	0.695
11	BLAMEITONBOURBON	0.675	0.733
12	BOSS OF ALL BOSSES	0.655	0.784
0	0		
0	0		
0	0		
0	0		
0	0		
0	0		
0	0		
0	0		

Trainer Stats

Program #	Horse	Trainer Win	Trainer ITM
1	LOOK TO THE CROSS	0.253	0.659
2	EXECUTOR	0.500	0.897
3	CLAPPING	0.328	0.738
4	GOLDEN AFTERNOON	0.289	0.655
5	JUST KEEP LOOKING	0.299	0.828
6	CURAHEE	0.515	1.000
7	SHOOT THE NICKEL	1.000	0.830
8	MAGNOLIA WEST	0.000	0.293
9	STATES' RIGHTS	0.293	0.720
10	FLEMING	0.355	0.759
11	BLAMEITONBOURBON	0.555	0.998
12	BOSS OF ALL BOSSES	0.329	0.713
0	0		
0	0		
0	0		
0	0		
0	0		
0	0		
0	0		
0	0		

RACE 7 DISTANCE 1320 **SURFACE** D **RACE TYPE** Md Sp Wt **PURSE** 58000

Post Posit	Horse	ML ODDS	SIM ODDS	PAR +	PAR RACE	Q30	ES Up/Down	MS	LS Up/Down	PACE TOTAL	2+ PACE IMI	2FFaster	4F Faster	Better Fractions	Finsih First 1/2
1	SIGHT	8	8.99	0.00%	No	0%	0	0	0	0		0	0	0	0
2	PRETTY CAPABLE	3.5	9.12	0.00%	No	0%	0	0	0	0		0	0	0	0
3	FAMOUS HIGHWA	6	8.52	0.00%	No	0%	0	0	0	0		0	0	0	0
4	CHASES MAGIC	4.5	8.81	0.00%	No	0%	0	0	0	0		0	0	0	0
5	ZOOM	4	9.25	0.00%	No	0%	0	0	0	0		0	0	0	0
6	TEXAS CYCLONE	4.5	11.75	0.00%	No	0%	0	0	0	0		0	0	0	0
7	MAP OF DONEGAL	6	1.40	0.00%	No	0%	1	1	0	2	YES	0	0	0	0
8	TRESILLIAN	12	808.50	0.00%	No	100%	0	0	0	0		0	0	0	1
			99.00	0.00%	0	0%	0	0	0	0		0	0	0	0
			99.00	0.00%	0	0%	0	0	0	0		0	0	0	0
			99.00	0.00%	0	0%	0	0	0	0		0	0	0	0
			99.00	0.00%	0	0%	0	0	0	0		0	0	0	0
			99.00	0.00%	0	0%	0	0	0	0		0	0	0	0
			99.00	0.00%	0	0%	0	0	0	0		0	0	0	0
			99.00	0.00%	0	0%	0	0	0	0		0	0	0	0
			99.00	0.00%	0	0%	0	0	0	0		0	0	0	0

SPEED +3

Horse	Program #	Difference
MAP OF DONEGA	7	5

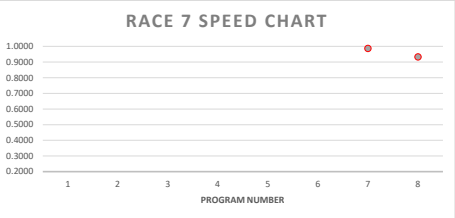

SP # INCREASES

1 SIGHT
2 PRETTY CAPABLE
3 FAMOUS HIGHWAY
4 CHASES MAGIC
5 ZOOM
6 TEXAS CYCLONE
7 MAP OF DONEGAL
8 TRESILLIAN

PACE VIEW

E	EP	P	PC	C	NC	1st
				7	8	1
						2
						3
						4
						5
						6

Post Position	Horse	1ST CALL % COMFORT ZONE	CHANCE TO LEAD
1	SIGHT	0.00%	0.00%
2	PRETTY CAPABLE	0.00%	0.00%
3	FAMOUS HIGHWAY	0.00%	0.00%
4	CHASES MAGIC	0.00%	0.00%
5	ZOOM	0.00%	0.00%
6	TEXAS CYCLONE	0.00%	0.00%
7	MAP OF DONEGAL	39.30%	0.00%
8	TRESILLIAN	100.00%	100.00%
0	0		
0	0		
0	0		
0	0		
0	0		
0	0		
0	0		
0	0		

PACE MAKES RACE

Post Positi	EARLY PACE	LATE PACE	TOTAL PACE
1	#DIV/0!	#DIV/0!	#DIV/0!
2	#DIV/0!	#DIV/0!	#DIV/0!
3	#DIV/0!	#DIV/0!	#DIV/0!
4	#DIV/0!	#DIV/0!	#DIV/0!
5	#DIV/0!	#DIV/0!	#DIV/0!
6	#DIV/0!	#DIV/0!	#DIV/0!
7	79	80	159
8	90	70	160
0			
0			
0			
0			
0			
0			
0			
0			

FIRST TIMER RANK

Program #	Horse Name	1ST TIMER SCORE	LAST BULLET	BACK BULLET
1	SIGHT	2.96035		BACK BULLET
2	PRETTY CAPAE	3		
3	FAMOUS HIGH	2.85463		BACK BULLET
4	CHASES MAGI	2.94273		BACK BULLET
5	ZOOM	2.96035		BACK BULLET
6	TEXAS CYCLOI	2.96916		BACK BULLET

Jockey Stats

Program #	Horse	Jockey Win	Jockey ITM
1	SIGHT	0.683	0.687
2	PRETTY CAPABLE	0.655	0.784
3	FAMOUS HIGHWAY	1.000	0.968
4	CHASES MAGIC	0.745	0.871
5	ZOOM	0.587	0.717
6	TEXAS CYCLONE	0.916	1.000
7	MAP OF DONEGAL	0.675	0.733
8	TRESILLIAN	0.783	0.771
0	0		
0	0		
0	0		
0	0		
0	0		
0	0		
0	0		
0	0		
0	0		
0	0		
0	0		
0	0		

Trainer Stats

Program #	Horse	Trainer Win	Trainer ITM
1	SIGHT	0.387	0.568
2	PRETTY CAPABLE	0.677	0.770
3	FAMOUS HIGHWAY	0.635	0.757
4	CHASES MAGIC	0.677	0.770
5	ZOOM	1.000	1.000
6	TEXAS CYCLONE	0.635	0.757
7	MAP OF DONEGAL	0.487	0.644
8	TRESILLIAN	0.588	0.814
0	0		
0	0		
0	0		
0	0		
0	0		
0	0		
0	0		
0	0		
0	0		
0	0		
0	0		
0	0		

RACE 8 DISTANCE 1870 **SURFACE** T **RACE TYPE** OClm 50000n2x **PURSE** 60000

Post Posit	Horse	ML ODDS	SIM ODDS	PAR +	PAR RACE	Q30	ES Up/Down	MS	LS Up/Down	PACE TOTAL	2+ PACE IMI	2FFaster	4F Faster	Better Fractions	Finsih First 1/2
1	KING OF THE PALA	15	21.08	22.30%	Yes	9%	0	1	1	2	YES	0	0	0	1
2	LE GRIS	10	35.07	21.20%	Maybe -1	3%	1	1	0	2	YES	1	1	2	0
3	HIGGINS BOAT	4.5	2.09	48.30%	Yes	10%	0	0	1	1		0	0	0	1
4	RED ROAD	10	19.81	22.70%	Maybe -3	9%	0	0	1	1		0	0	0	1
5	REALIGNMENT	8	1081.00	0.00%	No	7%	0	0	1	1		0	0	0	1
6	BERRETTINI	20	134.25	18.20%	Maybe -5	10%	1	1	0	2	YES	1	1	2	0
8	EFF THIRTY FIVE	6	31.79	23.20%	Maybe -2	0%	1	0	0	1		1	0	1	1
9	RECKER POINT	10	3.38	53.60%	Yes	10%	0	0	0	0		0	0	0	0
10	STEADY ON	3	12.20	32.00%	Yes	14%	1	1	1	3	YES	0	0	0	0
11	RUNNIN MUNNIN	20	5.33	40.10%	Maybe -3	12%	0	0	1	1		0	0	0	1
12	GENTLE SOUL	8	66.63	12.40%	Yes	5%	0	0	1	1		1	1	2	1
13	SMOKEY MANDAT	5	24.16	23.60%	Yes	10%	0	1	0	1		0	0	0	1
			99.00	0.00%	0	0%	0	0	0	0		0	0	0	0
			99.00	0.00%	0	0%	0	0	0	0		0	0	0	0
			99.00	0.00%	0	0%	0	0	0	0		0	0	0	0
			99.00	0.00%	0	0%	0	0	0	0		0	0	0	0

SPEED +3

Horse	Program #	Difference
KING OF THE PAL	1	3

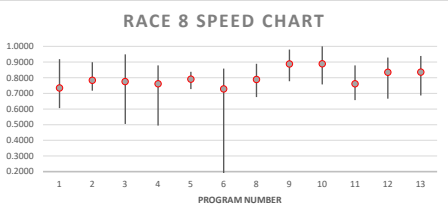

SP # INCREASES

1 KING OF THE PALACE
2 LE GRIS
3 HIGGINS BOAT
4 RED ROAD
5 REALIGNMENT
6 BERRETTINI
8 EFF THIRTY FIVE
9 RECKER POINT
10 STEADY ON
11 RUNNIN MUNNIN
12 GENTLE SOUL
13 SMOKEY MANDATE

PACE VIEW

E	EP	P	PC	C	NC	1st
11	9		1	2		
	13		3	4		
			5	10		
			6	12		
			8			

Post Position	Horse	1ST CALL % COMFORT ZONE	CHANCE TO LEAD
1	KING OF THE PALACE	14.09%	17.68%
2	LE GRIS	33.48%	8.71%
3	HIGGINS BOAT	46.23%	22.80%
4	RED ROAD	0.00%	7.36%
5	REALIGNMENT	67.95%	0.00%
6	BERRETTINI	38.15%	8.44%
8	EFF THIRTY FIVE	81.33%	0.54%
9	RECKER POINT	23.43%	5.75%
10	STEADY ON	12.93%	1.44%
11	RUNNIN MUNNIN	9.61%	9.61%
12	GENTLE SOUL	78.37%	0.00%
13	SMOKEY MANDATE	6.46%	17.68%
0	0		
0	0		
0	0		
0	0		

PACE MAKES RACE

Post Positi	EARLY PACE	LATE PACE	TOTAL PACE
1	85	86	171
2	82	78	160
3	95	81	176
4	82	78	160
5	77	88	165
6	84	72	156
8	72	90	162
9	87	77	164
10	86	80	166
11	90	83	172
12	68	97	165
13	90	83	173
0			
0			
0			
0			

FIRST TIMER RANK

Program #	Horse Name	1ST TIMER SCORE	LAST BULLET	BACK BULLET

Jockey Stats

Program #	Horse	Jockey Win	Jockey ITM
1	KING OF THE PALACE	0.745	0.871
2	LE GRIS	0.683	0.687
3	HIGGINS BOAT	0.697	0.695
4	RED ROAD	1.000	0.968
5	REALIGNMENT	0.892	0.885
6	BERRETTINI	0.587	0.717
8	EFF THIRTY FIVE	0.592	0.681
9	RECKER POINT	0.675	0.733
10	STEADY ON	0.916	1.000
11	RUNNIN MUNNIN	0.885	0.932
12	GENTLE SOUL	0.341	0.387
13	SMOKEY MANDATE	0.655	0.784
0	0		
0	0		
0	0		
0	0		
0	0		
0	0		
0	0		
0	0		

Trainer Stats

Program #	Horse	Trainer Win	Trainer ITM
1	KING OF THE PALACE	0.704	0.676
2	LE GRIS	0.417	0.567
3	HIGGINS BOAT	0.729	0.768
4	RED ROAD	0.568	0.720
5	REALIGNMENT	0.970	0.897
6	BERRETTINI	0.632	0.810
8	EFF THIRTY FIVE	1.000	1.000
9	RECKER POINT	0.721	0.843
10	STEADY ON	0.607	0.684
11	RUNNIN MUNNIN	0.000	0.293
12	GENTLE SOUL	0.698	0.804
13	SMOKEY MANDATE	0.638	0.713
0	0		
0	0		
0	0		
0	0		
0	0		
0	0		
0	0		
0	0		

RACE 9 DISTANCE 1320 **SURFACE** D **RACE TYPE** ThnksgvClB225k **PURSE** 225000

Post Posit	Horse	ML ODDS	SIM ODDS	PAR +	PAR RACE	Q30	ES Up/Down	MS	LS Up/Down	PACE TOTAL	2+ PACE IMI	2FFaster	4F Faster	Better Fractions	Finsih First 1/2
2	MINNESOTA READ	8	80.00	10.60%	Yes	12%	1	1	1	3	YES	0	0	0	0
3	MILES AHEAD	10	11.74	23.40%	Yes	12%	0	0	0	0		0	0	0	0
4	BOURBON HEIST	10	22.63	22.40%	Yes	0%	0	0	1	1		1	1	2	1
5	MONTALCINO	4	4.15	58.50%	Yes	19%	1	1	0	2	YES	1	1	2	1
6	THE DONEGAL CLA	20	17.90	20.70%	No	4%	1	1	0	2	YES	0	0	0	1
7	RED FLAG	8	33.36	61.40%	Yes	12%	0	0	1	1		0	0	0	1
8	HAPPY AMERICAN	30	14.53	19.00%	Yes	0%	1	1	1	3	YES	0	0	0	0
9	KOMOREBINO OM	8	2.19	43.80%	Yes	4%	1	1	1	3	YES	0	0	0	1
10	BO CRUZ	6	7.46	31.40%	Yes	8%	1	1	1	3	YES	0	0	0	1
11	CHAMPLIN	6	9.60	41.10%	Yes	31%	0	0	1	1		0	0	0	1
			99.00	0.00%	0	0%	0	0	0	0		0	0	0	0
			99.00	0.00%	0	0%	0	0	0	0		0	0	0	0
			99.00	0.00%	0	0%	0	0	0	0		0	0	0	0
			99.00	0.00%	0	0%	0	0	0	0		0	0	0	0
			99.00	0.00%	0	0%	0	0	0	0		0	0	0	0
			99.00	0.00%	0	0%	0	0	0	0		0	0	0	0

SPEED +3

Horse	Program #	Difference
BOURBON HEIST	4	TIE

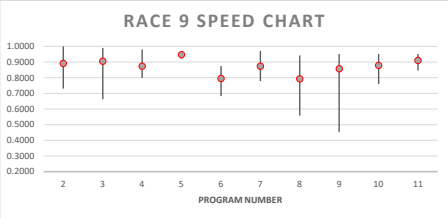

SP # INCREASES

2 MINNESOTA READY
3 MILES AHEAD
4 BOURBON HEIST
5 MONTALCINO
6 THE DONEGAL CLAN
7 RED FLAG
8 HAPPY AMERICAN
9 KOMOREBINO OMOI
10 BO CRUZ
11 CHAMPLIN

PACE VIEW

E	EP	P	PC	C	NC	1st
5	10		6	2		
	11		7	3		
			9	4		
				8		

Post Position	Horse	1ST CALL % COMFORT ZONE	1ST CALL % CHANCE TO LEAD
2	MINNESOTA READY	3.17%	1.85%
3	MILES AHEAD	7.58%	4.76%
4	BOURBON HEIST	71.19%	0.00%
5	MONTALCINO	39.82%	39.82%
6	THE DONEGAL CLAN	55.33%	0.70%
7	RED FLAG	88.11%	0.70%
8	HAPPY AMERICAN	28.81%	0.00%
9	KOMOREBINO OMOIDE	63.35%	7.14%
10	BO CRUZ	10.48%	4.23%
11	CHAMPLIN	56.12%	40.79%
0	0		
0	0		
0	0		
0	0		
0	0		
0	0		

PACE MAKES RACE

EARLY PACE	LATE PACE	TOTAL PACE
88	82	170
92	84	176
75	103	178
97	91	188
88	83	171
90	96	186
76	71	146
85	92	177
89	88	176
93	93	186

FIRST TIMER RANK

Program #	Horse Name	1ST TIMER SCORE	LAST BULLET	BACK BULLET

Jockey Stats

Program #	Horse	Jockey Win	Jockey ITM
2	MINNESOTA READY	0.599	0.678
3	MILES AHEAD	0.594	0.714
4	BOURBON HEIST	0.663	0.780
5	MONTALCINO	0.928	0.996
6	THE DONEGAL CLAN	0.683	0.730
7	RED FLAG	1.000	1.000
8	HAPPY AMERICAN	0.706	0.693
9	KOMOREBINO OMOIDE	0.596	0.717
10	BO CRUZ	0.692	0.684
11	CHAMPLIN	0.345	0.385
0	0		
0	0		
0	0		
0	0		
0	0		
0	0		
0	0		
0	0		
0	0		
0	0		

Trainer Stats

Program #	Horse	Trainer Win	Trainer ITM
2	MINNESOTA READY	0.983	0.913
3	MILES AHEAD	0.852	0.963
4	BOURBON HEIST	0.922	0.897
5	MONTALCINO	0.766	0.855
6	THE DONEGAL CLAN	0.707	0.764
7	RED FLAG	0.735	0.838
8	HAPPY AMERICAN	0.433	0.603
9	KOMOREBINO OMOIDE	1.000	1.000
10	BO CRUZ	0.562	0.673
11	CHAMPLIN	0.773	0.824
0	0		
0	0		
0	0		
0	0		
0	0		
0	0		
0	0		
0	0		
0	0		
0	0		

RACE 10 DISTANCE 1320 **SURFACE** D **RACE TYPE** Alw 59000n2l **PURSE** 59000

Post Positic	Horse	ML ODDS	SIM ODDS	PAR +	PAR RACE	Q30	ES Up/Down	MS	LS Up/Down	PACE TOTAL	2+ PACE IMI	2FFaster	4F Faster	Better Fractions	Finsih First 1/2
1	YOCKEY'S DRIVETH	12	40.12	21.50%	Maybe -3	10%	1	1	1	1	3 YES	0	0	0	1
2	ANGELIC KNIGHT	15	7.83	30.70%	Maybe -2	0%	0	1	1	1	2 YES	0	0	0	1
3	ALVARADO CAT	5	7.55	40.50%	Maybe -1	13%	1	0	0	0	1	0	0	0	1
4	LE MONSTRE RAPI	15	533.50	0.00%	Maybe -3	10%	1	0	0	0	1	1	1	2	0
5	NINE PART	3.5	1.94	61.60%	Yes	15%	0	0	0	0	0	0	0	0	1
6	GARFISH	10	1068.00	0.00%	Maybe -3	8%	0	0	0	0	0	0	0	0	0
7	PETITFOR	20	99.00	0.00%	No	0%	0	0	0	0	0	0	0	0	1
8	STARRY EYED	10	13.45	31.70%	Yes	18%	0	0	0	0	0	0	1	1	1
9	GEM BUOY	12	40.12	19.30%	No	8%	0	0	1	1	1	1	0	1	1
10	GIVEMEASECOND	4	2.82	57.90%	Yes	15%	0	0	0	0	0	0	0	0	1
11	PARTY AT JAYS	30	99.00	0.00%	No	0%	0	0	1	1	0	0	0	0	0
12	BENJI STAR	4.5	19.96	30.80%	Yes	5%	0	0	0	0	0	0	0	0	1
			99.00	0.00%	0	0%	0	0	0	0	0	0	0	0	0
			99.00	0.00%	0	0%	0	0	0	0	0	0	0	0	0
			99.00	0.00%	0	0%	0	0	0	0	0	0	0	0	0
			99.00	0.00%	0	0%	0	0	0	0	0	0	0	0	0

SPEED +3

Horse	Program #	Difference
		NO PICKS

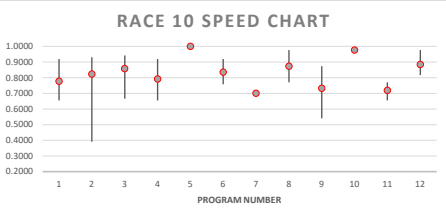

SP # INCREASES

1	YOCKEY'S DRIVETHRI	
2	ANGELIC KNIGHT	3 SPEED # INCREASES
3	ALVARADO CAT	
4	LE MONSTRE RAPIDE	
5	NINE PART	
6	GARFISH	
7	PETITFOR	
8	STARRY EYED	
9	GEM BUOY	
10	GIVEMEASECOND	
11	PARTY AT JAYS	
12	BENJI STAR	

PACE VIEW

E	EP	P	PC	C	NC	1st
3		6	5	1		
4		9	10	2		
8		12		7		
				11		

Post Position	Horse	1ST CALL % COMFORT ZONE	CHANCE TO LEAD
1	YOCKEY'S DRIVETHRU	90.42%	0.45%
2	ANGELIC KNIGHT	89.96%	0.90%
3	ALVARADO CAT	9.13%	9.13%
4	LE MONSTRE RAPIDE	8.32%	8.32%
5	NINE PART	48.73%	12.48%
6	GARFISH	67.81%	7.87%
7	PETITFOR	16.55%	0.00%
8	STARRY EYED	34.99%	8.68%
9	GEM BUOY	46.29%	7.96%
10	GIVEMEASECOND	43.58%	36.08%
11	PARTY AT JAYS	5.15%	0.09%
12	BENJI STAR	59.67%	8.05%
0	0		
0	0		
0	0		
0	0		

PACE MAKES RACE

EARLY PACE	LATE PACE	TOTAL PACE
81	87	168
81	79	160
88	82	170
93	48	141
89	94	183
90	70	161
75	77	152
91	75	166
86	70	156
95	89	184
69	75	144
89	80	169

FIRST TIMER RANK

Program #	Horse Name	1ST TIMER SCORE	LAST BULLET	BACK BULLET

Jockey Stats

Program #	Horse	Jockey Win	Jockey ITM
1	YOCKEY'S DRIVETHRU	0.746	0.687
2	ANGELIC KNIGHT	0.855	0.771
3	ALVARADO CAT	0.736	0.733
4	LE MONSTRE RAPIDE	0.715	0.784
5	NINE PART	1.000	1.000
6	GARFISH	0.372	0.387
7	PETITFOR	0.734	0.642
8	STARRY EYED	0.491	0.641
9	GEM BUOY	0.551	0.810
10	GIVEMEASECOND	0.813	0.871
11	PARTY AT JAYS	0.421	0.496
12	BENJI STAR	0.974	0.885
0	0		
0	0		
0	0		
0	0		
0	0		
0	0		
0	0		
0	0		

Trainer Stats

Program #	Horse	Trainer Win	Trainer ITM
1	YOCKEY'S DRIVETHRU	0.700	0.850
2	ANGELIC KNIGHT	0.559	0.680
3	ALVARADO CAT	0.764	0.895
4	LE MONSTRE RAPIDE	0.000	0.326
5	NINE PART	1.000	0.869
6	GARFISH	0.638	0.865
7	PETITFOR	0.193	0.336
8	STARRY EYED	0.280	0.486
9	GEM BUOY	0.944	1.000
10	GIVEMEASECOND	0.717	0.912
11	PARTY AT JAYS	0.000	0.554
12	BENJI STAR	0.697	0.821
0	0		
0	0		
0	0		
0	0		
0	0		
0	0		
0	0		
0	0		