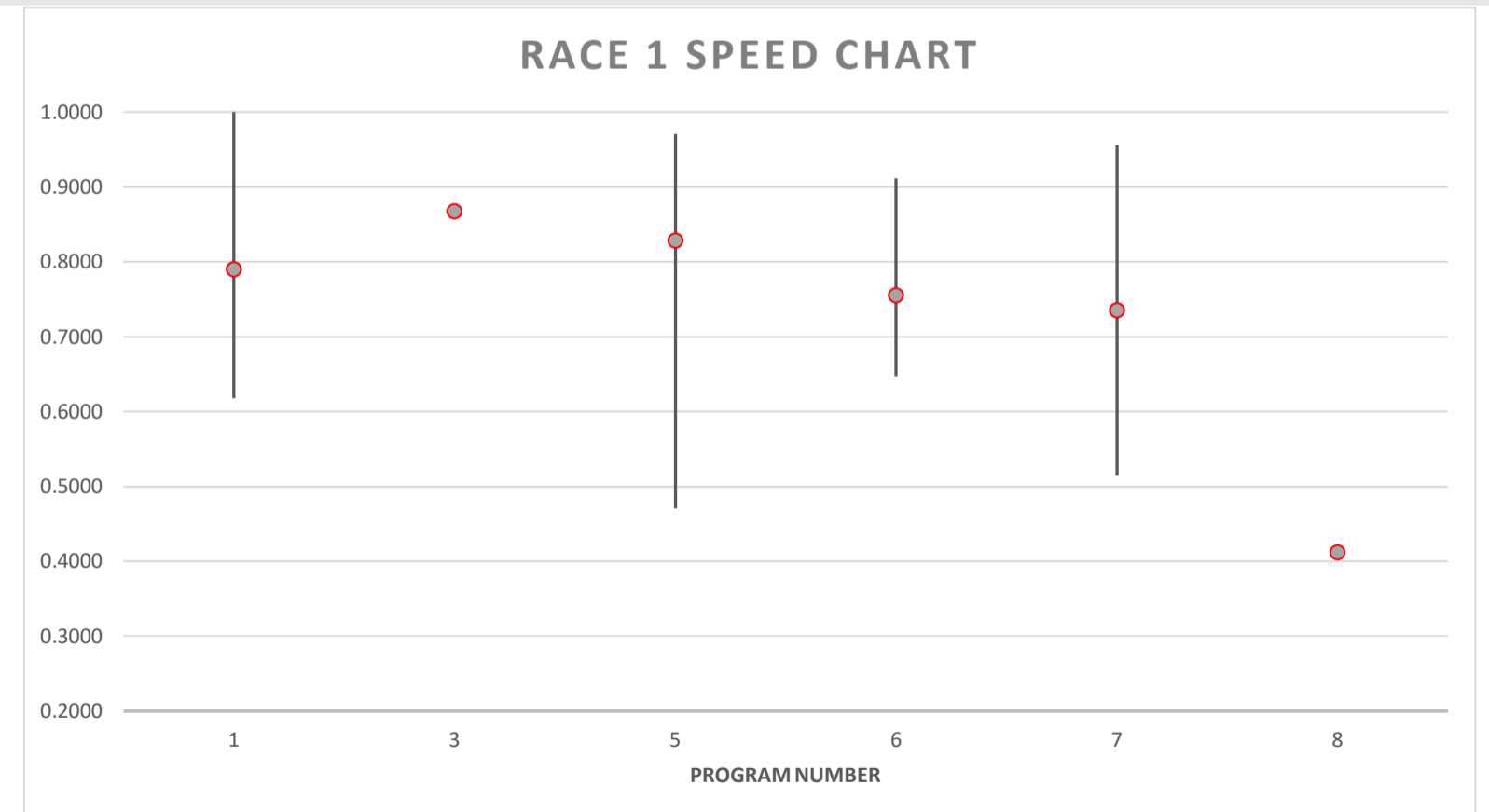


RACE 1 DISTANCE 1830 SURFACE D TYPE Md 15000 PURSE \$19,000

SPEED # EDGE		SPREAD	SIM ODDS	1st CALL LEADER %	EARLY PACE	GAP	LATE PACE	GAP	TOTAL PACE	GAP
No.	HORSE	NO PICKS								
			3 2.50	8 51.9%	8 89.00	6	5 74		6 145.33	
			5 3.00	6 20.8%	6 83.00		7 70		5 143.33	
			7 4.00	1 14.8%	1 73.67		6 62.333		7 138.00	
			1 10.00	3 6.2%	3 73.00		3 62		3 135.00	
			6 13.00	7 5.1%	5 69.33		1 60.667		1 134.33	
			8 1500.00	5 1.2%	7 68.00		8 21		8 110.00	

No.	Horse	ML Odds	SIM Odds	PAR Race	PAR+	----Pace Improvement-- -Faster Fractions-			1/4 MILE	1/2 MILE	Class Move	By Lengths	1st Timer (3 Max)	Last Work Bullet	Back Bullet	2nd Race PARability	Jockey Stats		Trainer Stats	
						Early	Mid	Late									Win	In the \$	Win	In the \$
1	WILD CAPTAIN	6	10	Maybe -3	12.30%	▲	▲	▲	▲	▲	↓	-0.4					0.33	0.84	0.57	0.69
3	FAST N SWEET	4	2.5	No	32.90%						↓	-0.4			72		0.98	0.66	0.58	0.86
5	MCKIRGAN	6	3	Maybe -5	31.60%	▲	▲	▲			↓	-1.2					1.00	1.00	0.32	0.59
6	DON'T DOUBT DECL	6	13	No	0.00%			▲	▲		↓	-0.4					0.92	0.89	0.29	0.97
7	COACH KNIGHT	4.5	4	No	23.70%	▲	▲	▲			↓	-0.2					0.00	0.91	0.45	0.70
8	SMALLSCHOOL WON	5	1500	No	0.00%						↓	-1.4					0.92	0.46	1.00	1.00

No.	HORSE	C-ZONE	PACE VIEW						1st
			E	EP	P	PC	C	NC	
1	WILD CAPTAIN	43.35%						1	3
3	FAST N SWEET	8.77%							5
5	MCKIRGAN	8.67%							6
6	DON'T DOUBT DECL	50.48%							7
7	COACH KNIGHT	15.22%							8
8	SMALLSCHOOL WON	57.13%							

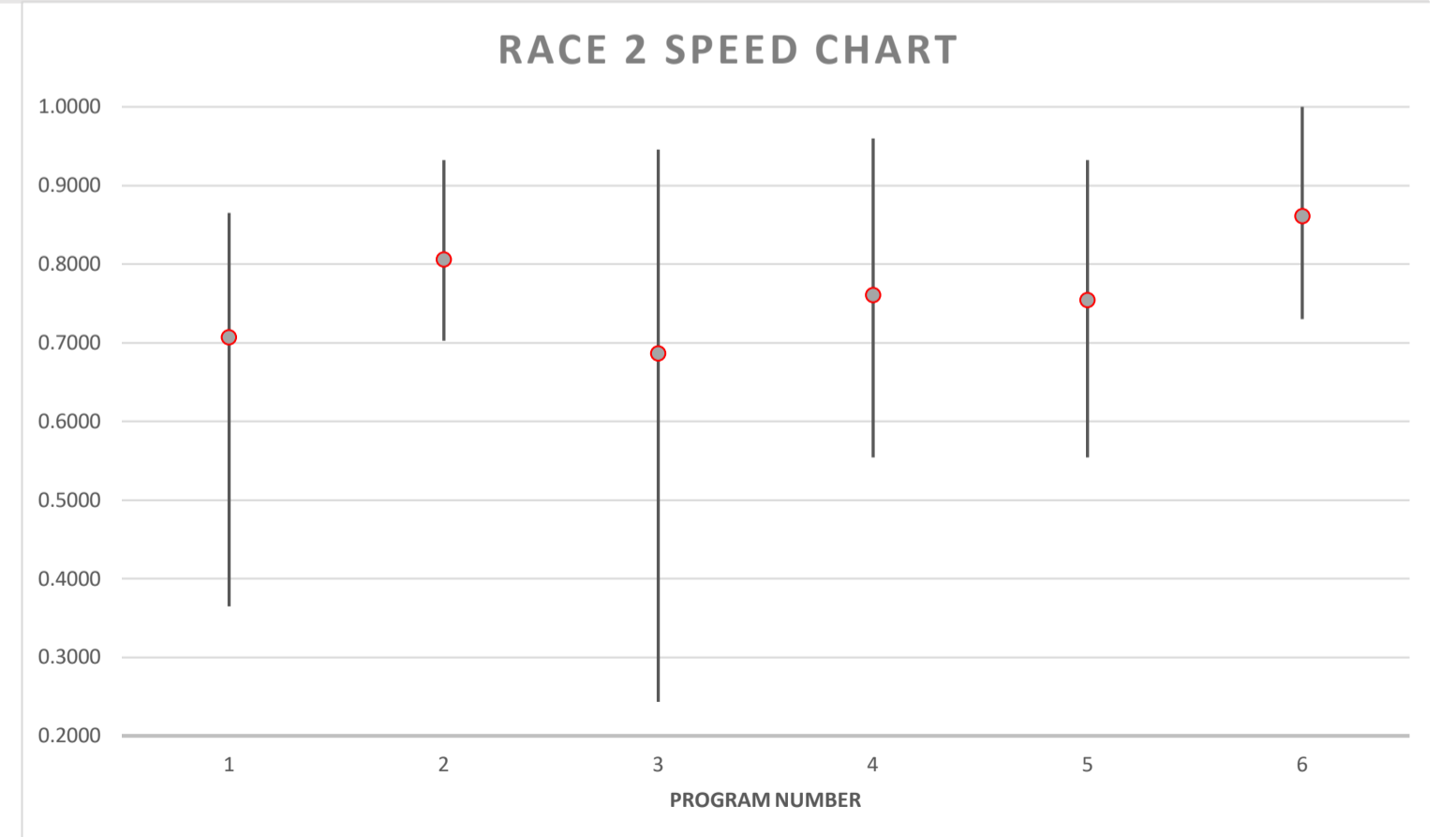


RACE 2 DISTANCE 1210 SURFACE D TYPE Md 10000 PURSE \$19,000

SPEED # EDGE		SPREAD	SIM ODDS	1st CALL LEADER %		EARLY PACE		GAP	LATE PACE		GAP	TOTAL PACE	
No.	HORSE			2	5 9/5	2	47.3%		2	91.00		5	81.667
2	STOUTHEARTED	TIE	1 2.50	3	21.5%	3	90.67	6	76.333	6	161.33		
			4 5.00	6	16.3%	6	87.33	4	71.333	4	157.00		
			2 12.00	4	11.3%	4	85.67	1	70	2	156.67		
			3 21.00	1	3.2%	1	84.67	2	65.667	1	154.67		
			6 46.00	5	0.4%	5	79.67	3	51.667	3	142.33		

No.	Horse	ML Odds	SIM Odds	PAR Race	PAR+	----Pace Improvement-- -Faster Fractions-			1/4 MILE	1/2 MILE	Class Move	By Lengths	1st Timer (3 Max)	Last Work Bullet	Back Bullet	2nd Race PARability	Jockey Stats		Trainer Stats	
						Early	Mid	Late									Win	In the \$	Win	In the \$
1	MAX FORWARD SPE	8	2.5	No	32.90%	▲	▲			↓	-1						0.00	0.80	0.17	0.25
2	STOUTHEARTED	2	12	Maybe -2	5.60%	▲	▲			←	0						0.91	0.94	1.00	1.00
3	VOY Y VENGO	8	21	Maybe -1	7.20%			▲		←	0						0.76	0.91	0.51	0.75
4	SPLITTING STONES	5	5	Yes	23.90%					←	0						0.00	0.38	0.51	0.15
5	LORD SEABEE	4.5 9/5		Maybe -2	40.00%	▲	▲			←	0						0.24	0.73	0.00	0.22
6	AVES MAKIN' WAVE	2.5	46	Yes	33.10%	▲	▲			←	0						1.00	1.00	0.17	0.40

No.	HORSE	C-ZONE	PACE VIEW				1st	
			E	EP	P	PC		C
1	MAX FORWARD SPE	18.76%						
2	STOUTHEARTED	12.72%	3		2		1	
3	VOY Y VENGO	50.41%						
4	SPLITTING STONES	29.83%	4		6		5	
5	LORD SEABEE	0.00%						
6	AVES MAKIN' WAVES	25.53%						



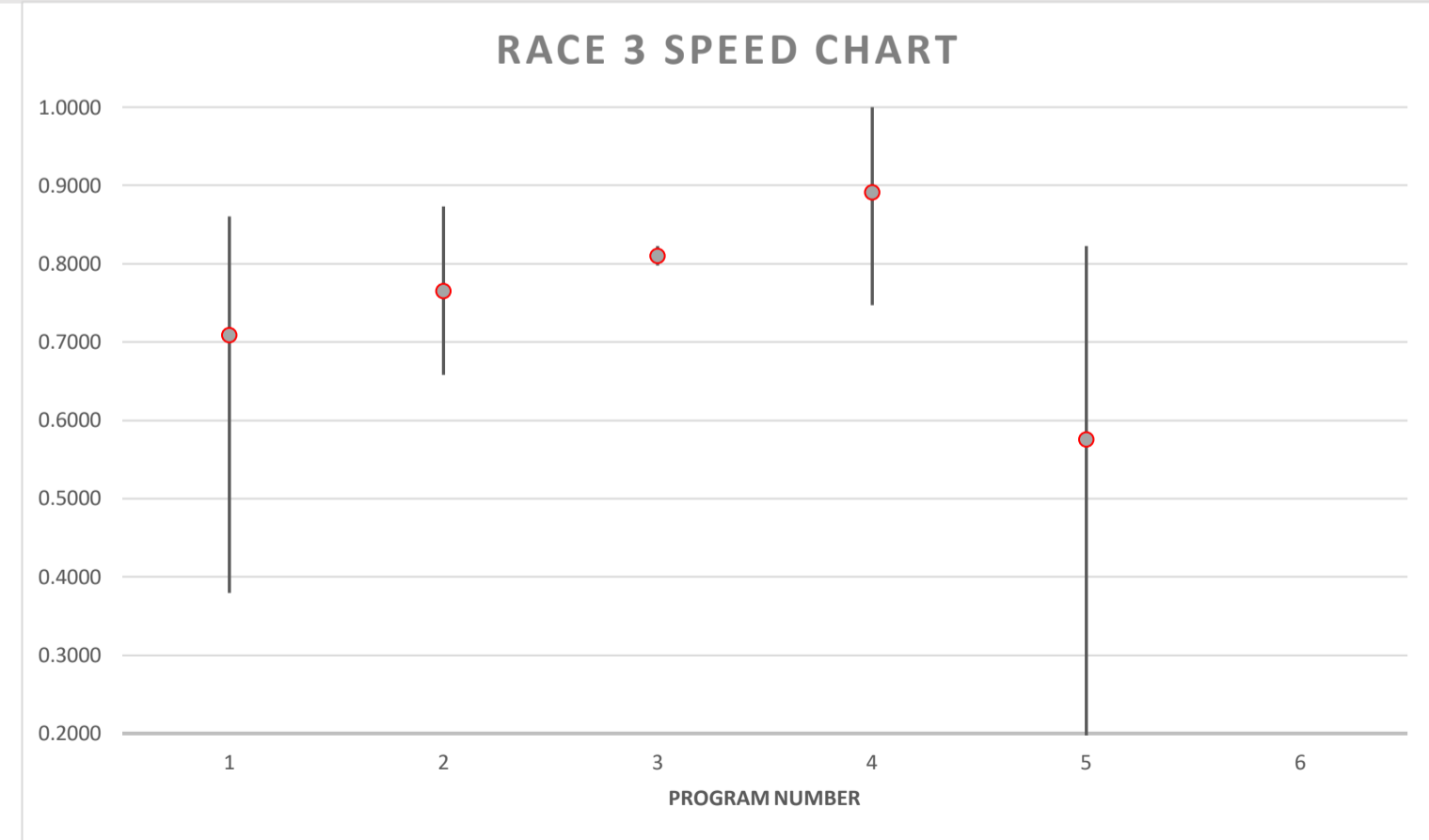
RACE 3 DISTANCE 1540 SURFACE D TYPE Md 40000 PURSE \$32,000

SPEED # EDGE

No.	HORSE	SPREAD	SIM ODDS	1st CALL LEADER %	EARLY PACE	GAP	LATE PACE	GAP	TOTAL PACE	GAP
4	REELIN N DEALIN	5	4 6/5	1 39.9%	1 91.00		2 78.333	6.3333333	4 160.67	
			5 3.00	5 25.2%	5 89.00		4 72		2 156.00	
			1 7.00	4 25.1%	4 88.67		3 66		3 153.00	
			2 12.00	3 9.9%	3 87.00		1 54		1 145.00	
			3 32.00	6 0.0%	2 77.67		5 48.333		5 137.33	
			6 52.00	2 0.0%	6 0.00		6 0		6 0.00	

No.	Horse	ML Odds	SIM Odds	PAR Race	PAR+	Pace Improvement			Faster Fractions		Class Move	1st Timer	Last Work	Back	2nd Race	Jockey Stats		Trainer Stats	
						Early	Mid	Late	1/4 MILE	1/2 MILE						Win	In the \$	Win	In the \$
1	AIRMAN TREVOR	5	7	No	10.60%	▲		▲			▲	0.6				0.62	0.71	0.39	0.58
2	RIVER'S GAMBLE	4	12	No	0.00%			▲			▼	-0.6				0.50	0.71	0.38	0.52
3	OHIO JOE	4.5	32	No	0.00%	▲	▲	▲			↔	0				1.00	1.00	0.53	0.48
4	REELIN N DEALIN	2 6/5	6/5	Maybe -1	31.30%	▲					▼	-0.4				0.57	0.60	1.00	1.00
5	DANCING ON AIR	10	3	No	23.40%			▲	▲		▲	0.4				0.44	0.55	0.36	0.83
6	BLOCKOUT THE NOIS	3.5	52	No	11.50%						▲	16	1.90			0.67	0.75	0.24	0.75

No.	HORSE	C-ZONE	PACE VIEW							
			E	EP	P	PC	C	NC	1st	
1	AIRMAN TREVOR	15.67%			1					
2	RIVER'S GAMBLE	91.06%			2					
3	OHIO JOE	73.55%								
4	REELIN N DEALIN	52.53%			4					
5	DANCING ON AIR	57.79%								
6	BLOCKOUT THE NOIS	0.00%								



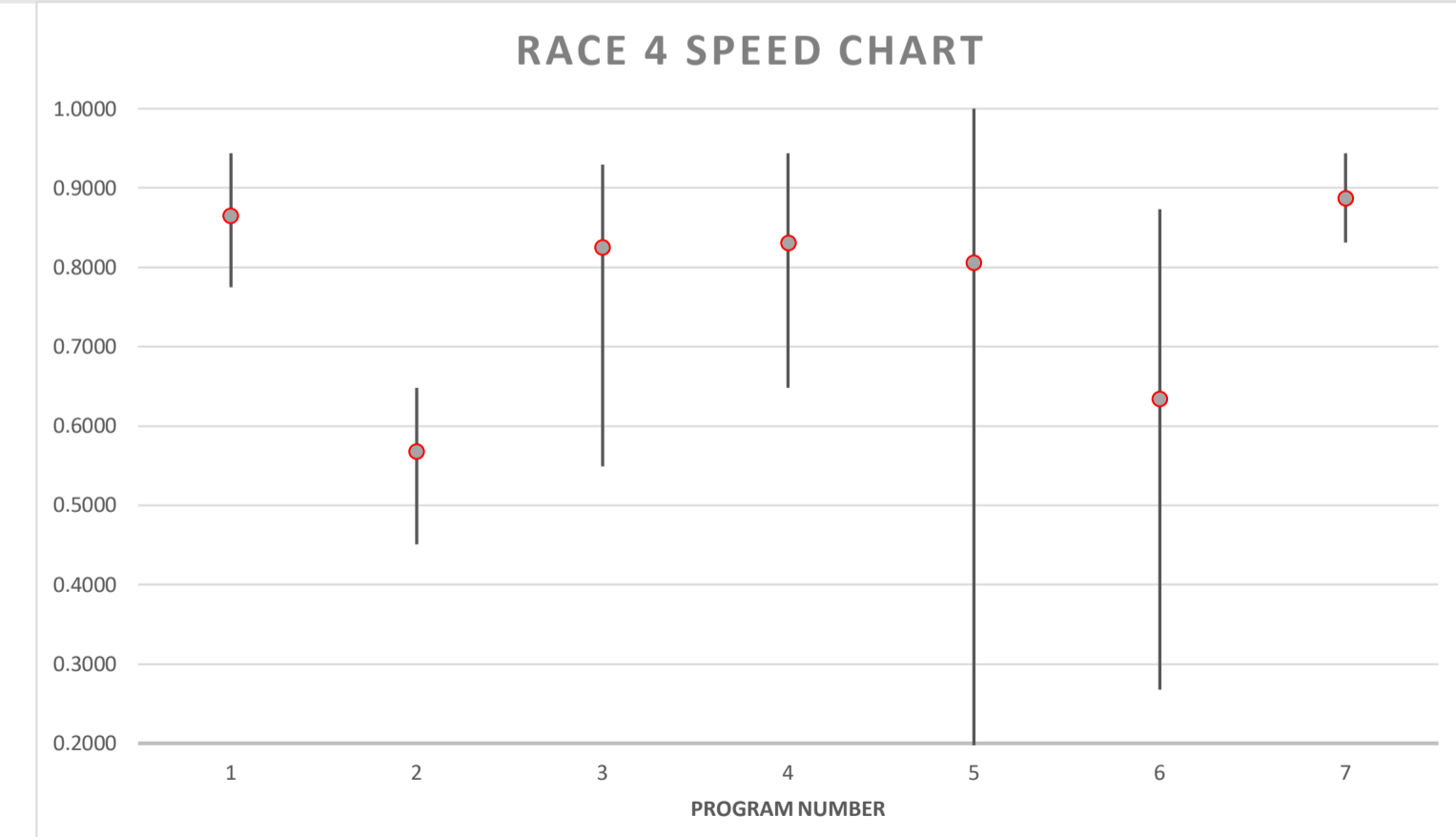
RACE 4 DISTANCE 1540 SURFACE D TYPE Md 10000 PURSE \$32,000

SPEED # EDGE

No.	HORSE	SPREAD	SIM ODDS	1st CALL LEADER %	EARLY PACE	GAP	LATE PACE	GAP	TOTAL PACE	GAP
1	HOPPY TIME	TIE	5 3.00	2 28.2%	6 84.33		5 75.667		1 158.33	
3	ONE LAST KISS		3 3.00	3 20.5%	1 83.00		1 75.333		5 154.00	
1	CELESTIAL DARK		1 5.00	7 17.7%	7 82.67		7 70		7 152.67	
4	MARINE PATROL		4 6.00	5 14.3%	3 78.67		3 68		3 146.67	
7	BAD ADVICE		7 7.00	1 9.7%	5 78.33		4 66.333		4 143.00	
6	HARRISON C		6 1500.00	6 8.0%	4 76.67		2 57.333		6 131.00	

No.	Horse	ML Odds	SIM Odds	PAR Race	PAR+	Pace Improvement			Faster Fractions		Class Move	1st Timer (3 Max)	Last Work Bullet	Back Bullet	2nd Race PARability	Jockey Stats		Trainer Stats	
						Early	Mid	Late	1/4 MILE	1/2 MILE						By Lengths	Win	In the \$	Win
1	HOPPY TIME	4	5	Maybe -4	6.80%	▲	▲	▲	▲	▲	←	0				0.53	1.00	0.00	0.24
2	CELESTIAL DARK	15	1500	No	0.00%	▲	▲		▲		↓	-0.2				0.00	0.35	0.36	0.77
3	ONE LAST KISS	3	3	Maybe -5	31.10%				▲		↓	-1				1.00	0.96	0.28	0.89
4	MARINE PATROL	6	6	Maybe -4	16.90%			▲			←	0				0.48	0.77	0.15	0.25
5	WINCHAM	2.5	3	Yes	29.40%	▲	▲				↓	-1.6				0.63	0.61	0.26	0.98
6	HARRISON C	20	1500	No	0.00%			▲			←	0				0.73	0.78	0.13	0.70
7	BAD ADVICE	3.5	7	Maybe -4	0.00%		▲				↓	-0.6				0.69	0.53	1.00	1.00

No.	HORSE	C-ZONE	PACE VIEW						
			E	EP	P	PC	1st		
1	HOPPY TIME	55.36%		3		1			
2	CELESTIAL DARK	10.07%						2	
3	ONE LAST KISS	45.11%						7	
4	MARINE PATROL	60.02%					4		
5	WINCHAM	41.19%					5		
6	HARRISON C	23.77%					6		
7	BAD ADVICE	8.76%							



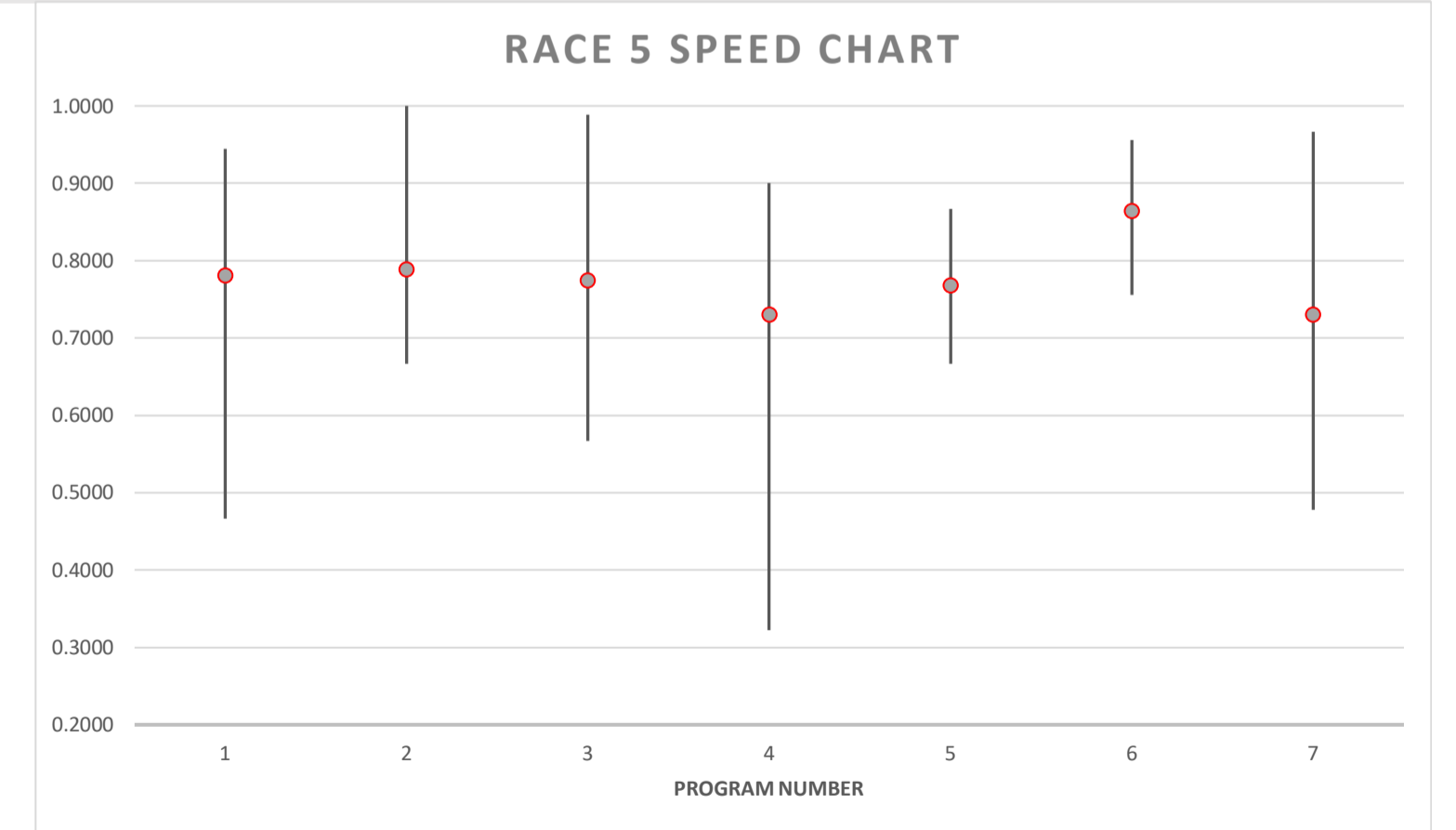
RACE 5 DISTANCE 1210 SURFACE D TYPE OClm 16000 PURSE \$26,000

SPEED # EDGE

No.	HORSE	SPREAD	SIM ODDS	1st CALL LEADER %	EARLY PACE	GAP	LATE PACE	GAP	TOTAL PACE	GAP
2	UNSWAYED	12	4 4.00	2 29.6%	2 92.00		6 82.667		6 168.67	5
			7 4.00	1 22.0%	1 87.67		5 78.333		2 163.67	
			2 4.00	7 21.0%	6 86.00		4 73		5 160.00	
			3 4.50	6 14.4%	7 85.00		2 71.667		4 152.67	
			5 9.00	3 11.8%	5 81.67		3 69.667		3 150.67	
			1 23.00	5 1.3%	3 81.00		7 65.333		7 150.33	

No.	Horse	ML Odds	SIM Odds	PAR Race	PAR+	----Pace Improvement-- -Faster Fractions-			1/4 MILE	1/2 MILE	Class Move	By Lengths	1st Timer (3 Max)	Last Work Bullet	Back Bullet	2nd Race PARability	Jockey Stats		Trainer Stats	
						Early	Mid	Late									Win	In the \$	Win	In the \$
1	RENNIE	6	23	Maybe -1	0.00%	▲	▲		▲	▲	▲	0.6					0.16	0.54	0.33	0.82
2	UNSWAYED	3	4	Yes	17.50%	▲	▲	▲			▲	1.4					1.00	0.78	0.61	0.57
3	DEPOLI	5	4.5	Yes	17.30%		▲		▲	▲	←	0					0.27	0.68	0.61	0.45
4	BALI AMOUR	15	4	Maybe -5	18.40%						↓	-0.2					0.75	0.71	0.00	0.18
5	IT'S A PITY	15	9	No	0.00%						▲	0.6					0.00	0.35	0.00	0.18
6	TRY HARDER	1.2	38	Yes	39.10%						▲	0					0.72	1.00	1.00	1.00
7	RYAN'S FLEET	15	4	Yes	18.60%						▲	0					0.65	0.77	0.71	0.55

No.	HORSE	C-ZONE	PACE VIEW							
			E	EP	P	PC	C	NC	1st	
1	RENNIE	25.68%		6		7		2	1	3
2	UNSWAYED	70.89%						4		
3	DEPOLI	0.00%						5		
4	BALI AMOUR	39.96%								
5	IT'S A PITY	34.54%								
6	TRY HARDER	25.05%								
7	RYAN'S FLEET	51.08%								



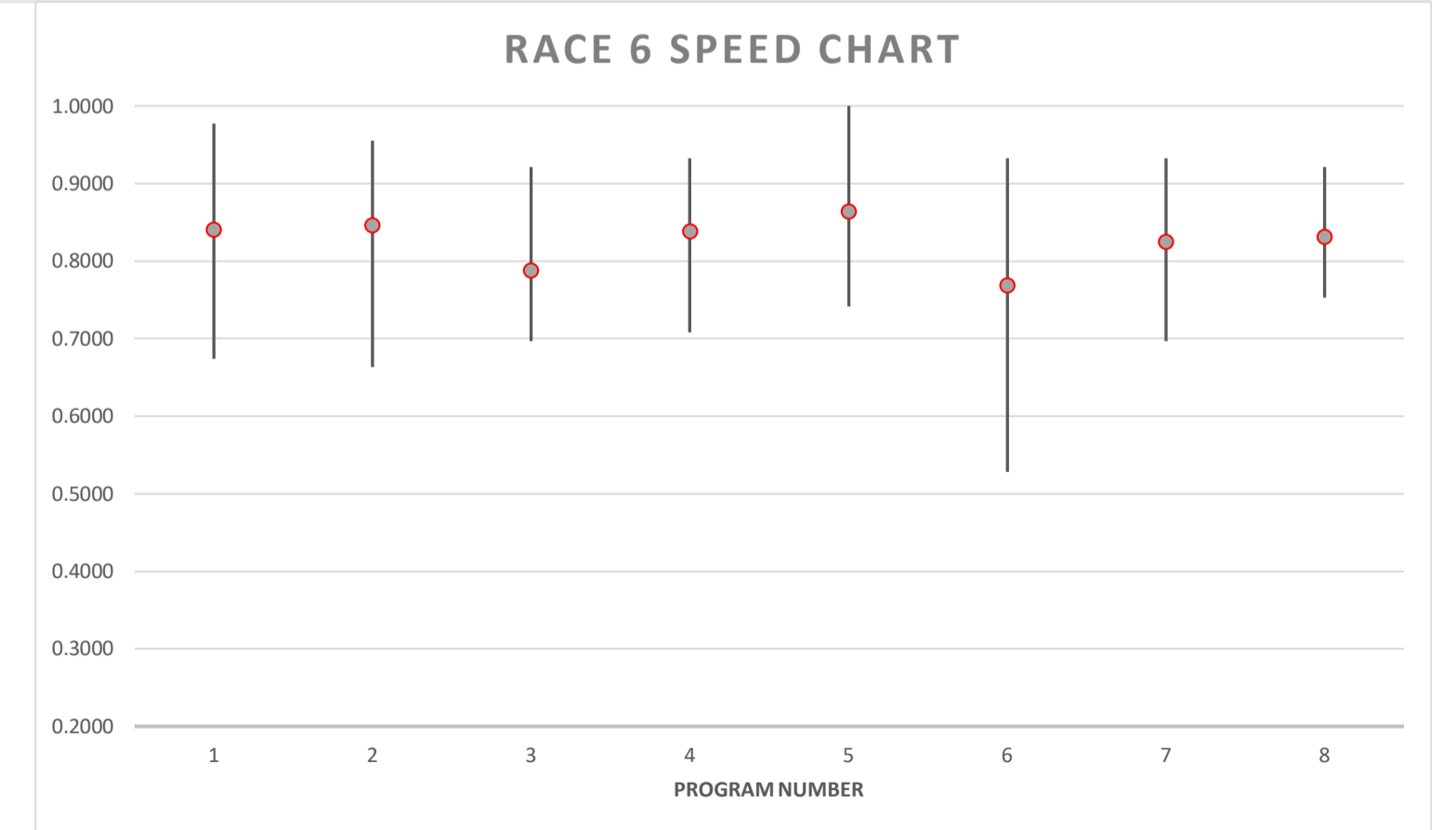
RACE 6 DISTANCE 1540 SURFACE D TYPE Clm 10000b PURSE \$26,000

SPEED # EDGE

No.	HORSE	SPREAD	SIM ODDS	1st CALL LEADER %	EARLY PACE	GAP	LATE PACE	GAP	TOTAL PACE	GAP
1	PONTIFFANY	5	1 2.50	5 35.8%	5 92.00		3 84		1 174.00	
			2 4.50	1 24.5%	1 92.00		1 82		2 172.33	
			3 5.00	2 18.5%	2 90.67		2 81.667		3 171.00	
			5 5.00	3 13.1%	3 87.00		7 79		5 168.33	
			8 13.00	6 5.2%	6 85.67		4 79		6 157.33	
			4 19.00	7 2.0%	8 80.00		5 76.333		7 157.33	

No.	Horse	ML Odds	SIM Odds	PAR Race	PAR+	Pace Improvement			Faster Fractions		Class Move	1st Timer (3 Max)	Last Work Bullet	Back Bullet	2nd Race PARability	Jockey Stats		Trainer Stats	
						Early	Mid	Late	1/4 MILE	1/2 MILE						Win	In the \$	Win	In the \$
1	PONTIFFANY	3	2.5	Yes	46.10%	▲	▲	▲			▲	0.4				1.00	1.00	1.00	0.85
2	CONFIRMED GENIUS	4	4.5	Yes	36.20%			▲			▲	0.4				0.48	0.99	0.45	0.73
3	RUMINT	3.5	5	Yes	36.00%	▲		▲			▲	0.8				0.67	0.86	0.67	0.67
4	AMY MULE	6	19	Yes	18.50%	▲		▲	▲	▲	←	0				0.57	0.60	0.22	0.40
5	MON PETIT CHOU	5	5	Yes	35.40%			▲			▲	0.4				0.67	0.75	0.64	1.00
6	ARGENTINA GIRL	12	77	Yes	16.80%	▲	▲				▲	0.6				0.44	0.76	0.26	0.38
7	SNAPPY RIDE	6	90	Yes	4.20%				▲	▲	↓	-0.6				0.71	0.85	0.22	0.40
8	MORE RANSOM	6	13	Yes	26.40%			▲			←	0				0.63	0.52	0.45	0.73

No.	HORSE	C-ZONE	PACE VIEW						1st
			E	EP	P	PC	C	NC	
1	PONTIFFANY	42.83%		3	1	5		4	
2	CONFIRMED GENIUS	48.85%			2			7	
3	RUMINT	18.50%			6				
4	AMY MULE	52.04%			8				
5	MON PETIT CHOU	12.30%							
6	ARGENTINA GIRL	9.73%							
7	SNAPPY RIDE	59.47%							
8	MORE RANSOM	5.66%							

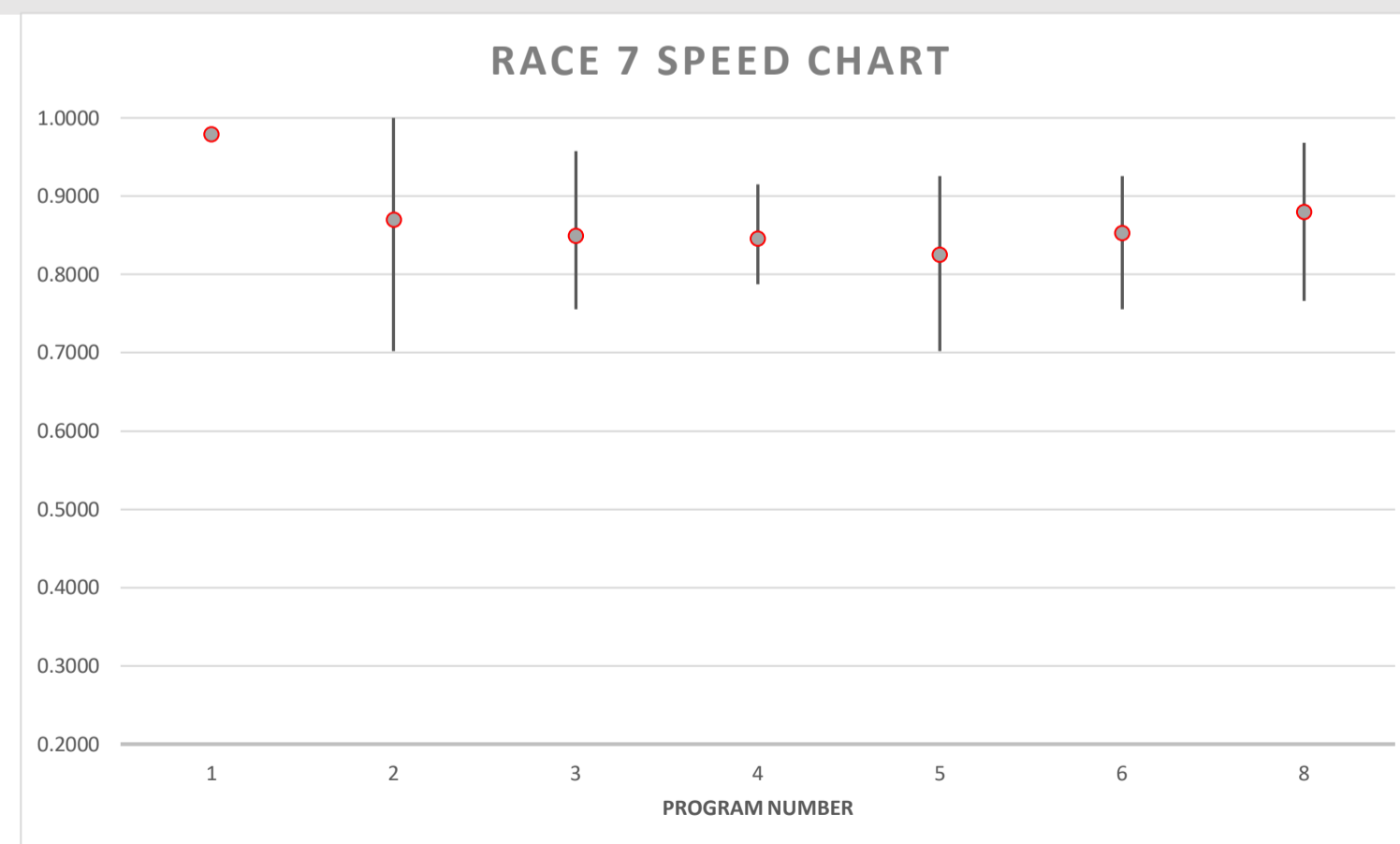


RACE 7 DISTANCE 1760 SURFACE D TYPE OCIm 1600n1x PURSE \$50,000

SPEED # EDGE	SPREAD	SIM ODDS	1st CALL LEADER %	EARLY PACE	GAP	LATE PACE	GAP	TOTAL PACE	GAP
No. HORSE	NO PICKS	1 6/5	2 30.7%	4	86.33	1 98	9	1 182.00	11.6667
		8 5.00	4 25.9%	2	85.00	6 89		8 170.33	
		2 7.00	1 17.9%	1	84.00	8 87.667		4 169.67	
		3 10.00	8 15.6%	5	83.33	3 85.667		3 167.33	
		4 18.00	5 6.9%	8	82.67	4 83.333		5 166.33	
		5 25.00	3 3.0%	3	81.67	5 83		2 165.67	

No.	Horse	ML Odds	SIM Odds	PAR Race	PAR+	Pace Improvement			Faster Fractions		Class Move	1st Timer	Last Work	Back	2nd Race	Jockey Stats		Trainer Stats	
						Early	Mid	Late	1/4 MILE	1/2 MILE						By Lengths	Bullet	PARability	Win
1	RENARD	5 6/5	6/5	Yes	49.80%						1.4				105	0.73	0.77	1.00	0.90
2	JUST STEP ON IT	6	7	Yes	19.50%						0					0.32	0.59	0.61	0.71
3	STRONSINO	4	10	Maybe -2	17.10%	▲	▲				0					0.49	0.66	1.00	0.90
4	DREAM KNIGHT	12	18	No	7.90%			▲	▲		0.6					0.49	0.60	0.43	0.72
5	EDDIE W	5	25	Maybe -5	3.00%	▲	▲				1.2					1.00	1.00	0.43	0.78
6	SUPREME BEING	12	72	Maybe -5	9.50%						0					0.37	0.28	0.21	0.60
8	ARROW SPEED	3.5	5	Maybe -1	28.60%			▲			0					0.41	0.47	0.76	1.00

No.	HORSE	C-ZONE	PACE VIEW			PC	C	NC	1st
			E	EP	P				
1	RENARD	41.91%			2	1	3		
2	JUST STEP ON IT	38.04%			8	5	4		
3	STRONSINO	78.60%					6		
4	DREAM KNIGHT	8.09%							
5	EDDIE W	89.93%							
6	SUPREME BEING	32.64%							
8	ARROW SPEED	36.24%							



RACE 8

DISTANCE 1870

SURFACE D

TYPE

MainLineB75k

PURSE

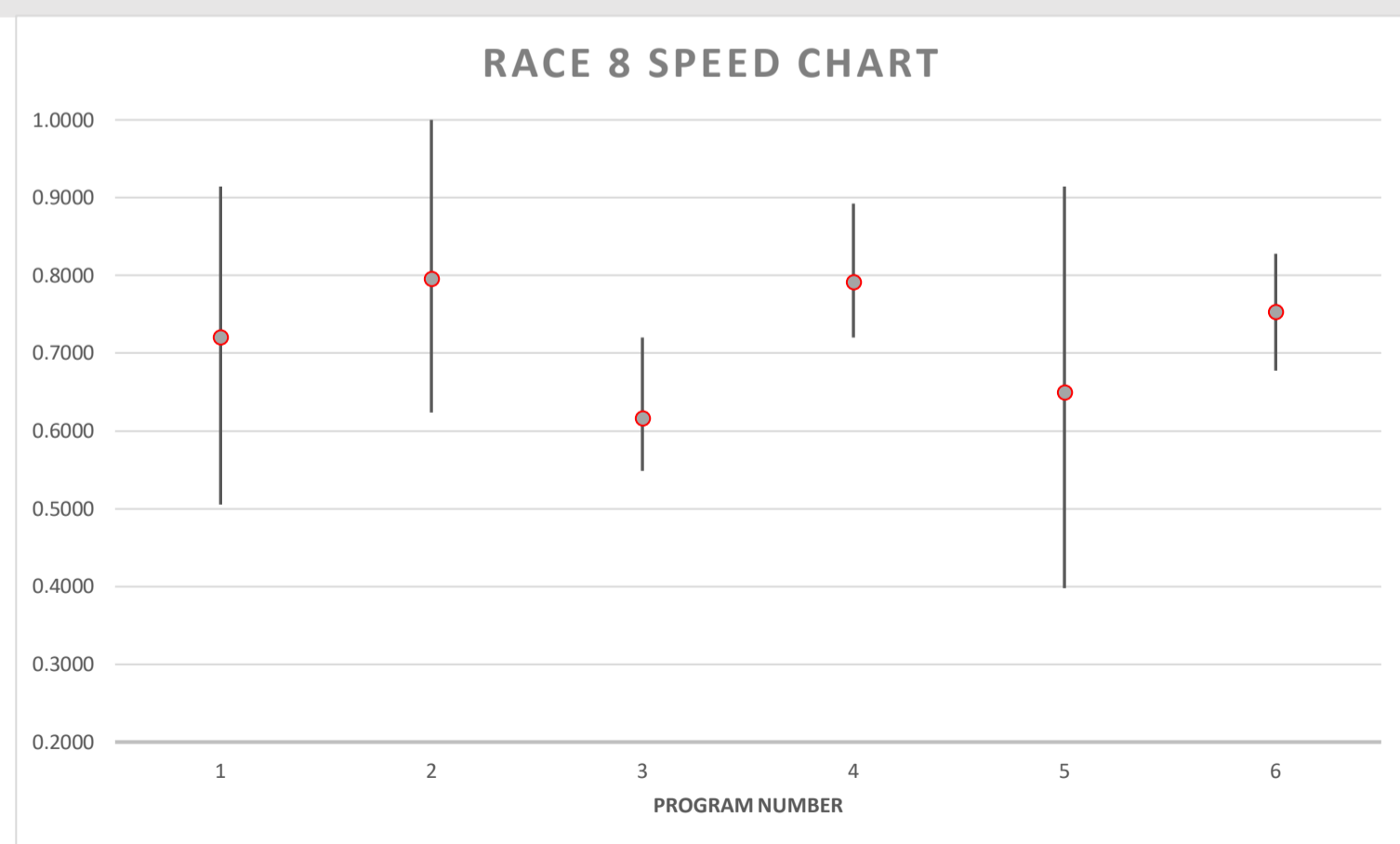
\$75,000

SPEED # EDGE

No.	HORSE	SPREAD	SIM ODDS	1st CALL LEADER %	EARLY PACE	GAP	LATE PACE	GAP	TOTAL PACE	GAP
5	BURNER ACCOUNT	4	2 3/2	1 40.0%	1	94.67	6	82.5	6	165.00
1			4.00	2 17.4%	5	88.33	2	78.333	2	164.33
5			4.50	5 17.0%	2	86.00	4	74.333	1	160.00
4			5.00	6 15.7%	6	82.50	3	67.667	5	154.00
6			79.00	4 5.5%	4	78.33	5	65.667	4	152.67
3			129.00	3 4.5%	3	76.00	1	65.333	3	143.67

No.	Horse	ML Odds	SIM Odds	PAR Race	PAR+	Pace Improvement			Faster Fractions		Class Move	1st Timer (3 Max)	Last Work Bullet	Back Bullet	2nd Race PARability	Jockey Stats		Trainer Stats	
						Early	Mid	Late	1/4 MILE	1/2 MILE						Win	In the \$	Win	In the \$
1	MAXIMUS ANGELIC	3	4	Maybe -4	21.00%	▲	▲	▲			▲	▲	▲	▲	0.67	0.75	0.57	0.75	
2	HOLLYWOOD BEAUT	4 3/2	3	Yes	33.70%	▲	▲	▲			▲	▲	▲	▲	1.00	1.00	0.38	0.66	
3	NEZUKO	15	129	No	0.00%	▲	▲	▲	▲	▲	▲	▲	▲	0.55	0.79	0.36	0.67		
4	BEAUTIFUL BLOME	4.5	5	No	0.00%	▲	▲	▲	▲	▲	▲	▲	▲	0.59	0.74	0.59	0.86		
5	BURNER ACCOUNT	10	4.5	Maybe -4	18.70%	▲	▲	▲	▲	▲	▲	▲	▲	0.63	0.52	1.00	1.00		
6	DIRIYAH	1.6	79	No	1.70%	▲	▲	▲	▲	▲	▲	▲	▲	0.80	0.94	0.65	0.86		

No.	HORSE	C-ZONE	PACE VIEW						1st
			E	EP	P	PC	C	NC	
1	MAXIMUS ANGELIC	65.70%		1					
2	HOLLYWOOD BEAUT	84.26%			3				
3	NEZUKO	81.44%							
4	BEAUTIFUL BLOME	23.02%				2			
5	BURNER ACCOUNT	44.13%							
6	DIRIYAH	61.24%							



RACE 9

DISTANCE 1870

SURFACE D

TYPE

CyBrthrLvB75k

PURSE

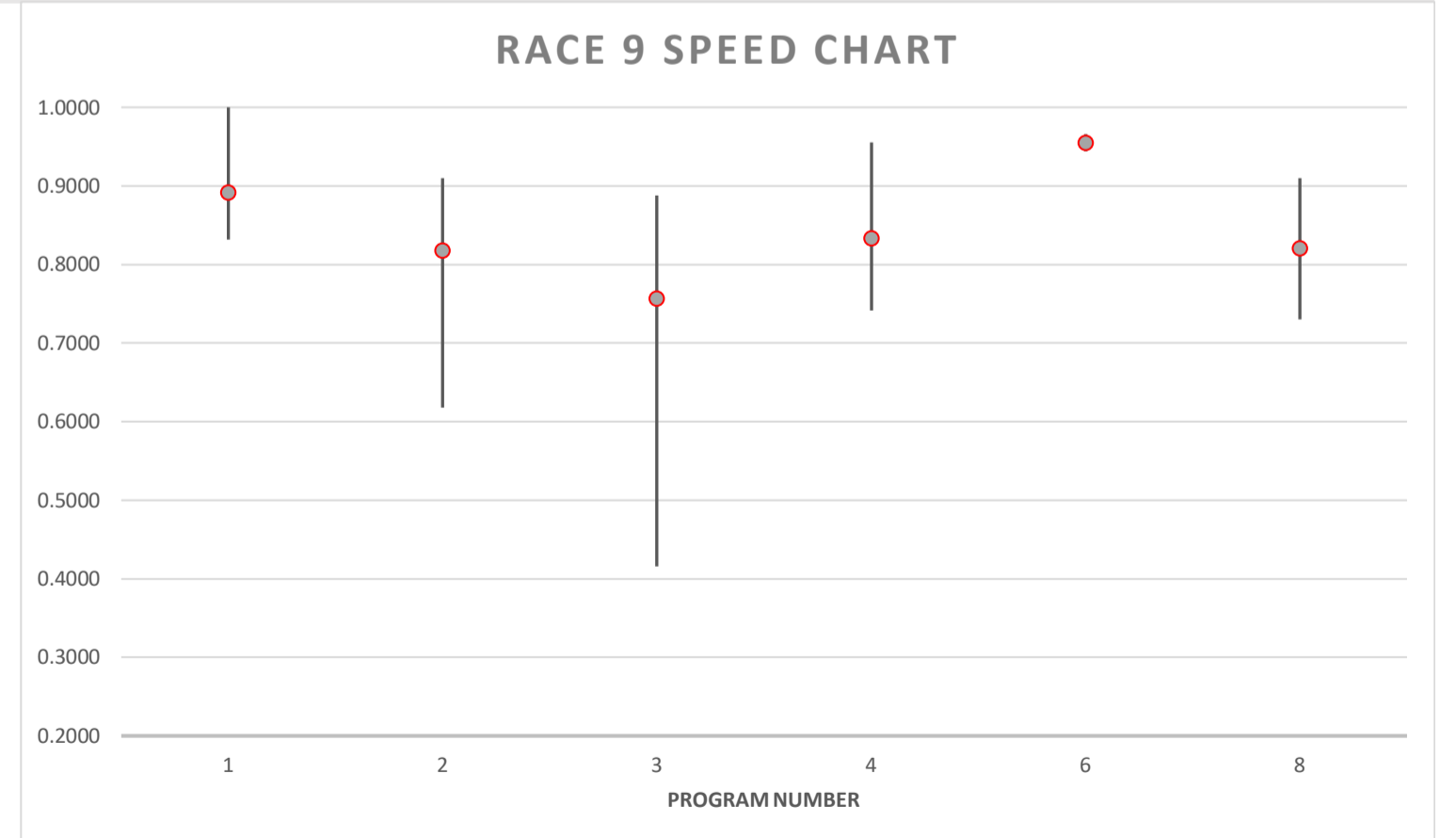
\$75,000

SPEED # EDGE

No.	HORSE	SPREAD	SIM ODDS	1st CALL LEADER %	EARLY PACE	GAP	LATE PACE	GAP	TOTAL PACE	GAP
		NO PICKS	6 9/5	2 36.7%	2	91.00	8 88.667		6 169.50	
			3 4.00	1 29.0%	1	91.00	6 84		8 165.33	
			1 5.00	6 14.4%	4	88.33	3 67.333		1 158.00	
			2 6.00	4 13.0%	3	86.67	1 67		2 154.67	
			4 25.00	3 6.8%	6	85.50	2 63.667		3 154.00	
			8 38.00	8 0.1%	8	76.67	4 60.667		4 149.00	

No.	Horse	ML Odds	SIM Odds	PAR Race	PAR+	Pace Improvement			Faster Fractions		Class Move	1st Timer	Last Work	Back	2nd Race	Jockey Stats		Trainer Stats	
						Early	Mid	Late	1/4 MILE	1/2 MILE						By Lengths	(3 Max)	Bullet	PARability
1	BABY DUKES	8	5	Maybe -3	0.00%	▲	▲		▲	▲	▲	1.8				0.67	0.78	0.60	0.85
2	RIGHT WING RUNNE	8	6	No	5.30%		▲	▲	▲			-0.4				0.57	0.60	0.22	0.47
3	GUN TRADER	8	4	No	14.90%			▲				0.8				0.66	0.83	0.14	0.52
4	ANALOG JONES	5	25	No	0.00%			▲				0.2				0.67	0.75	0.60	0.85
6	HARRIGAN	3 9/5		No	0.00%			▲				0.2				1.00	1.00	1.00	1.00
8	HAPPILY DELUSIONA	6	38	No	0.00%	▲	▲					1.8				0.44	0.76	0.41	0.61

No.	HORSE	C-ZONE	PACE VIEW				1st
			E	EP	P	PC	
1	BABY DUKES	28.96%	1		3		
2	RIGHT WING RUNNE	14.62%					
3	GUN TRADER	13.41%					
4	ANALOG JONES	19.27%					
6	HARRIGAN	0.00%					
8	HAPPILY DELUSIONA	57.64%					



RACE 10 DISTANCE 1830 SURFACE D TYPE Clm 7500n1y PURSE \$20,000

SPEED # EDGE		SPREAD	SIM ODDS	1st CALL LEADER %	EARLY PACE	GAP	LATE PACE	GAP	TOTAL PACE	GAP
No.	HORSE	NO PICKS								
			10 3.50	6 30.8%	9 96.00		2 82.667		6 171.00	
			4 4.00	9 23.7%	7 93.00		6 80		9 168.67	
			9 6.00	7 17.2%	6 91.00		10 78		2 167.67	
			6 6.00	4 9.6%	5 89.67		3 77.667		7 165.33	
			2 11.00	2 7.4%	4 88.33		9 72.667		10 162.00	
			5 17.00	10 6.1%	2 85.00		7 72.333		4 160.67	

No.	Horse	ML Odds	SIM Odds	PAR Race	PAR+	----Pace Improvement-- -Faster Fractions-				Class Move	1st Timer	Last Work	Back	2nd Race	Jockey Stats		Trainer Stats	
						Early	Mid	Late	1/4 MILE						1/2 MILE	By Lengths	(3 Max)	Bullet
2	BRINDISI	6	11	Yes	19.80%			▲		↓	-0.2				0.73	0.82	0.25	0.39
3	HEY PORTER	6	20	Yes	13.10%			▲		↔	0				0.73	0.75	0.48	0.75
4	TYCOON	4	4	Yes	34.90%					↓	-0.4				0.20	0.64	0.67	0.84
5	ARTISTIC REASON	12	17	Yes	11.10%	▲		▲	▲	↓	-0.4				0.68	0.68	0.65	0.87
6	ZAP MOTION	5	6	Yes	32.80%			▲	▲	↑	0.2				1.00	0.92	1.00	1.00
7	JACOHARE	12	30	Yes	27.80%					↔	0				0.00	0.70	0.00	0.29
9	GRAND PICK	20	6	Yes	28.10%					↔	0				0.00	1.00	0.27	0.35
10	IT'S GAME TIME	3	3.5	Yes	34.40%					↓	-1.4				0.63	0.58	0.78	0.66

No.	HORSE	C-ZONE	PACE VIEW			1st
			E	EP	P	
2	BRINDISI	72.79%		2	4	
3	HEY PORTER	64.44%		9	7	
4	TYCOON	20.89%				
5	ARTISTIC REASON	32.68%				
6	ZAP MOTION	60.54%				
7	JACOHARE	18.76%				
9	GRAND PICK	23.68%				
10	IT'S GAME TIME	19.50%				

