

RACE 1 DISTANCE 1430 SURFACE D TYPE Clm 7500n3l PURSE \$21,000

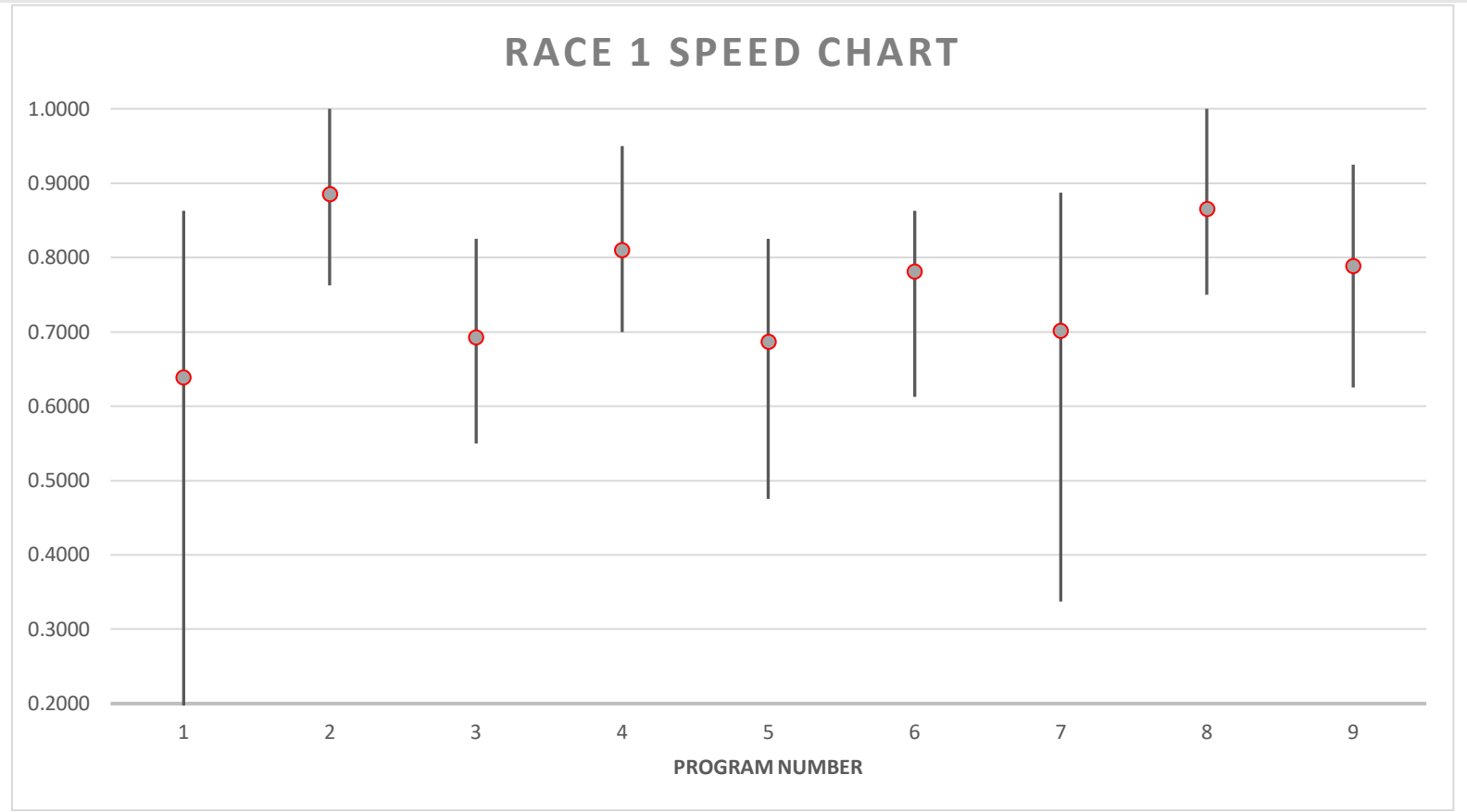
SPEED # EDGE	SPREAD	SIM ODDS	1st CALL LEADER %	EARLY PACE	GAP	LATE PACE	GAP	TOTAL PACE	GAP
No. HORSE	NO PICKS								
		1 2.50	1 31.9%	7 89.33		8 81.333		9 160.67	
		8 4.00	5 15.8%	5 88.33		9 79		8 159.67	
		7 6.00	7 15.6%	4 85.67		6 76.667		6 159.00	
		5 7.00	9 12.6%	6 82.33		1 71		5 156.00	
		2 9.00	6 10.6%	9 81.67		4 70		4 155.67	
		4 26.00	3 4.2%	3 79.00		5 67.667		1 149.33	

No.	Horse	ML Odds	SIM Odds	PAR Race	PAR+	----Pace Improvement--  -Faster Fractions-			1/4 MILE	1/2 MILE	Class Move	By Lengths	1st Timer (3 Max)	Last Work Bullet	Back Bullet	2nd Race PARability	Jockey Stats		Trainer Stats	
						Early	Mid	Late									Win	In the \$	Win	In the \$
1	LADY ANNABELLE	5	2.5	Maybe -5	35.60%	▲	▲	▲			←	0					0.56	0.85	0.66	0.73
2	SNOW LAKE	4	9	Yes	22.90%	▲	▲				←	0					0.53	0.88	0.53	0.57
3	BROOKLYN HEIGHTS	20	1500	No	0.00%			▲			←	0					0.33	0.71	0.29	0.54
4	MERRYCHILL	6	26	Yes	4.80%		▲		▲		←	0					0.57	0.78	0.66	0.72
5	AZTEC BAY	12	7	No	21.40%	▲	▲		▲	▲	←	0					0.50	0.57	0.29	0.54
6	RAICHU	8	81	Maybe -5	10.90%	▲					←	0					0.35	0.80	0.29	0.45
7	ONTHISHARVESTMC	6	6	Maybe -3	22.30%	▲	▲	▲			↓	-0.2					1.00	1.00	0.11	0.45
8	K D KAKES	2	4	Yes	33.80%			▲	▲		←	0					0.54	0.61	1.00	1.00
9	CHIT CHAT CHUB	15	75	Yes	0.00%	▲	▲	▲			←	0					0.68	0.93	0.70	0.66

No.	HORSE	C-ZONE
1	LADY ANNABELLE	80.58%
2	SNOW LAKE	10.12%
3	BROOKLYN HEIGHTS	6.59%
4	MERRYCHILL	43.09%
5	AZTEC BAY	90.33%
6	RAICHU	66.94%
7	ONTHISHARVESTMO	19.96%
8	K D KAKES	54.92%
9	CHIT CHAT CHUB	77.60%

PACE VIEW					
E	EP	P	PC	C	NC 1st
		6	1		2 3
			9	4	5
				7	
				8	

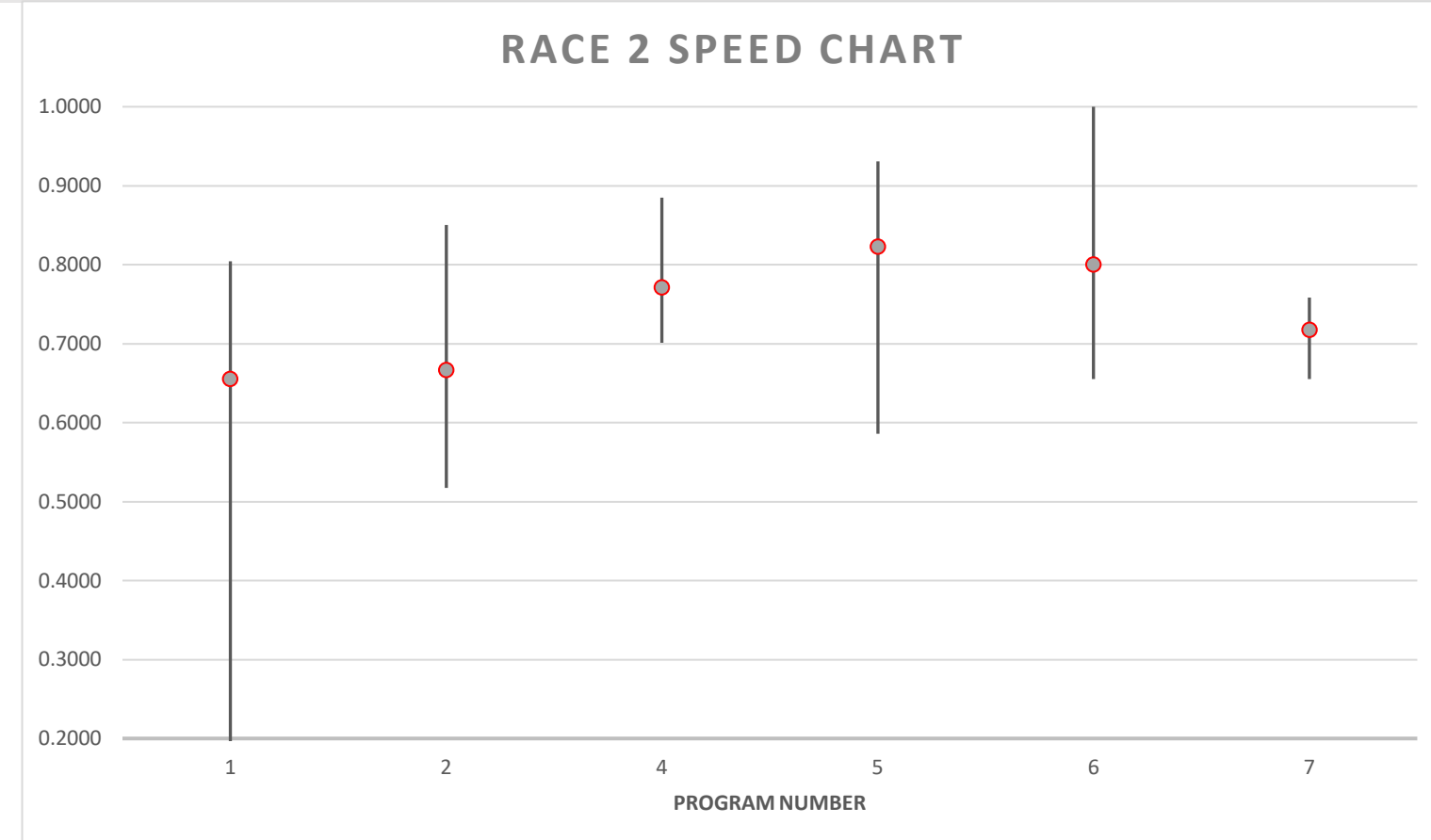


RACE 2 DISTANCE 1430 SURFACE D TYPE Clm 7500n4l PURSE \$21,000

SPEED # EDGE		SPREAD	SIM ODDS	1st CALL LEADER %		EARLY PACE		GAP		LATE PACE		TOTAL PACE	
No.	HORSE			6	5	6	6	6	6	4	80	5	168.33
6	BRIGHT KOHANA	10	5 3/2	6	52.8%	6	94.33	4	80	5	168.33		
			2 3.50	2	25.5%	2	92.00	5	78.333	6	167.00		
			6 3.50	5	16.2%	5	90.00	6	72.667	2	162.00		
			4 11.00	4	2.9%	4	81.33	1	71	4	161.33		
			1 47.00	7	2.4%	7	79.00	2	70	7	147.67		
			7 525.00	1	0.2%	1	75.67	7	68.667	1	146.67		

No.	Horse	ML Odds	SIM Odds	PAR Race	PAR+	Pace Improvement			Faster Fractions		Class Move	1st Timer	Last Work	Back	2nd Race	Jockey Stats		Trainer Stats	
						Early	Mid	Late	1/4 MILE	1/2 MILE						Win	In the \$	Win	In the \$
1	ANGELIC STORM	20	47	Maybe -4	8.10%	▲			▲	▲	↓	0	Bullet	PARability	0.33	0.56	1.00	0.67	
2	FIVE STAR FRAN	6	3.5	Yes	45.30%	▲	▲		▲	▲	↓	0	Bullet	PARability	0.48	0.38	0.62	0.78	
4	NO FAKE	2.5	11	Yes	31.90%	▲	▲		▲	▲	↔	0	Bullet	PARability	1.00	1.00	0.52	0.59	
5	TAKE TIME TO DREA	2 3/2	3	Yes	62.40%	▲			▲	▲	↔	0	Bullet	PARability	0.71	0.67	0.65	1.00	
6	BRIGHT KOHANA	3	3.5	Yes	52.80%	▲	▲	▲	▲	▲	↓	0	Bullet	PARability	0.71	0.78	0.62	0.78	
7	BELLA MARIA	20	525	No	0.00%			▲	▲	▲	↔	0	Bullet	PARability	0.00	0.11	0.69	0.35	

No.	HORSE	C-ZONE	PACE VIEW				1st
			E	EP	P	PC	
1	ANGELIC STORM	75.19%			7	2	1
2	FIVE STAR FRAN	37.64%				4	
4	NO FAKE	31.37%				5	
5	TAKE TIME TO DREA	68.35%				6	
6	BRIGHT KOHANA	93.63%					
7	BELLA MARIA	83.43%					



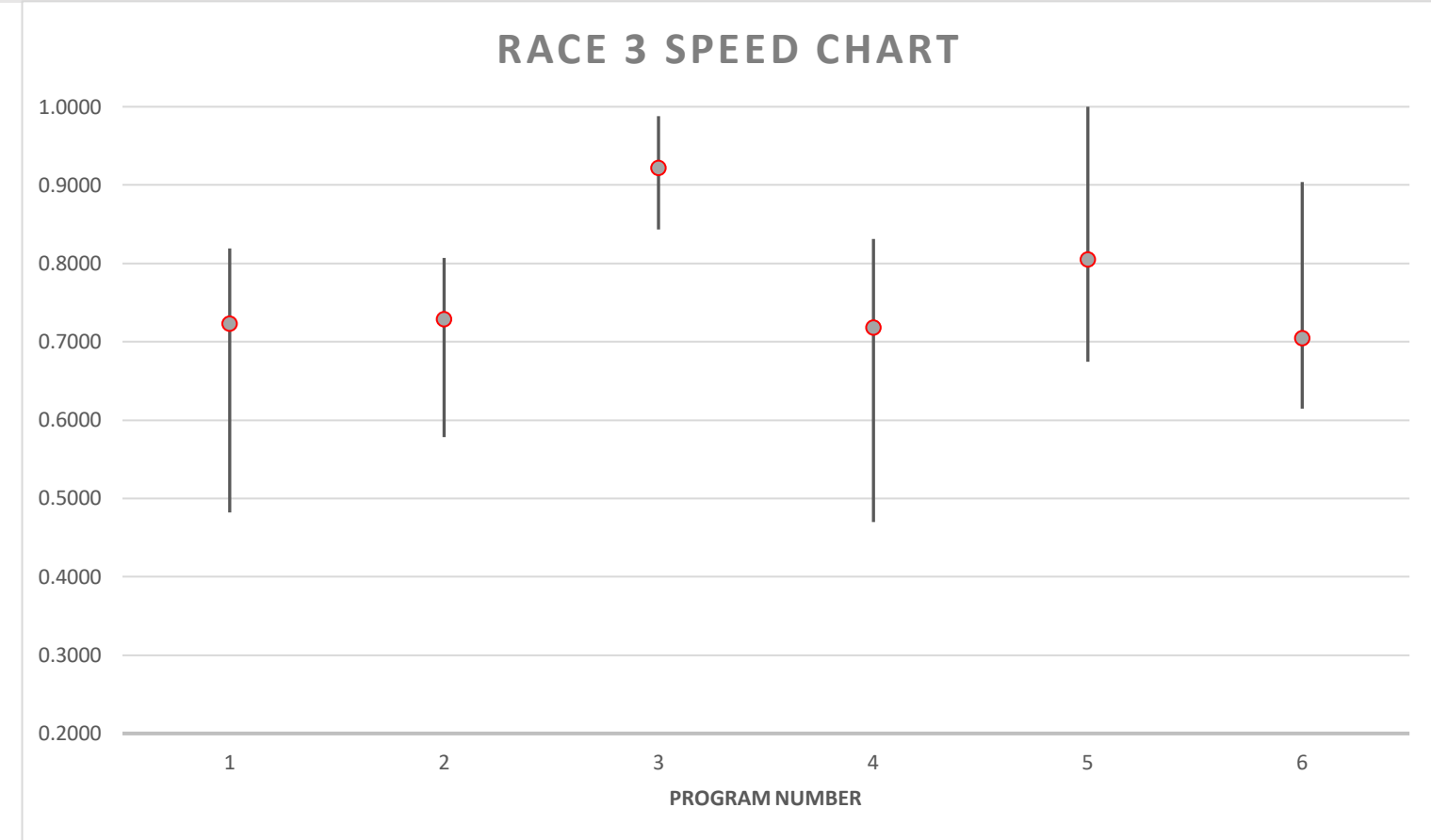
RACE 3 DISTANCE 1320 SURFACE D TYPE Md 16000 PURSE \$22,000

SPEED # EDGE

No.	HORSE	SPREAD	SIM ODDS	1st CALL LEADER %	EARLY PACE	GAP	LATE PACE	GAP	TOTAL PACE	GAP
		NO PICKS	3 3/5	2 29.5%	2 85.33		3 78.667	5.6666667	3 162.67	12.6667
			4 5.00	3 28.6%	3 84.00		5 73		1 150.00	
			1 8.00	4 26.6%	4 83.67		6 70.333		5 148.00	
			5 28.00	1 6.0%	1 82.00		1 68		4 144.67	
			2 262.00	5 5.0%	5 75.00		4 61		2 141.67	
			6 524.00	6 4.2%	6 69.00		2 56.333		6 139.33	

No.	Horse	ML Odds	SIM Odds	PAR Race	PAR+	Pace Improvement			Faster Fractions		Class Move	1st Timer	Last Work	Back	2nd Race	Jockey Stats		Trainer Stats	
						Early	Mid	Late	1/4 MILE	1/2 MILE						Win	In the \$	Win	In the \$
1	BIAGIO	4	8	No	17.40%			▲			▲	0.6	Bullet	Bullet	PARability	0.68	0.89	0.33	0.33
2	BAD ADVICE	4.5	262	No	0.00%	▲	▲				▲	0.8	Bullet	Bullet	PARability	0.51	0.51	1.00	1.00
3	ADDYSON'S DREAM	2 3/5	3/5	Yes	61.40%	▲			▲	▲	↔	0	Bullet	Bullet	PARability	0.57	0.74	0.21	0.59
4	ONE LAST KISS	2.5	5	No	23.20%	▲	▲				▲	0.8	Bullet	Bullet	PARability	0.86	1.00	0.17	0.62
5	SHORE TIME	5	28	Yes	6.70%				▲	▲	▼	-0.6	Bullet	Bullet	PARability	0.76	0.91	0.26	0.47
6	VIRAL VIDEO	20	524	Yes	0.00%	▲	▲		▲	▲	▲	0.2	Bullet	Bullet	PARability	1.00	0.96	0.00	0.17

No.	HORSE	C-ZONE	PACE VIEW					1st	
			E	EP	P	PC	C	NC	
1	BIAGIO	47.85%					3	1	
2	BAD ADVICE	6.54%					5	2	
3	ADDYSON'S DREAM	0.00%							
4	ONE LAST KISS	26.64%	4						
5	SHORE TIME	0.00%							
6	VIRAL VIDEO	0.75%							

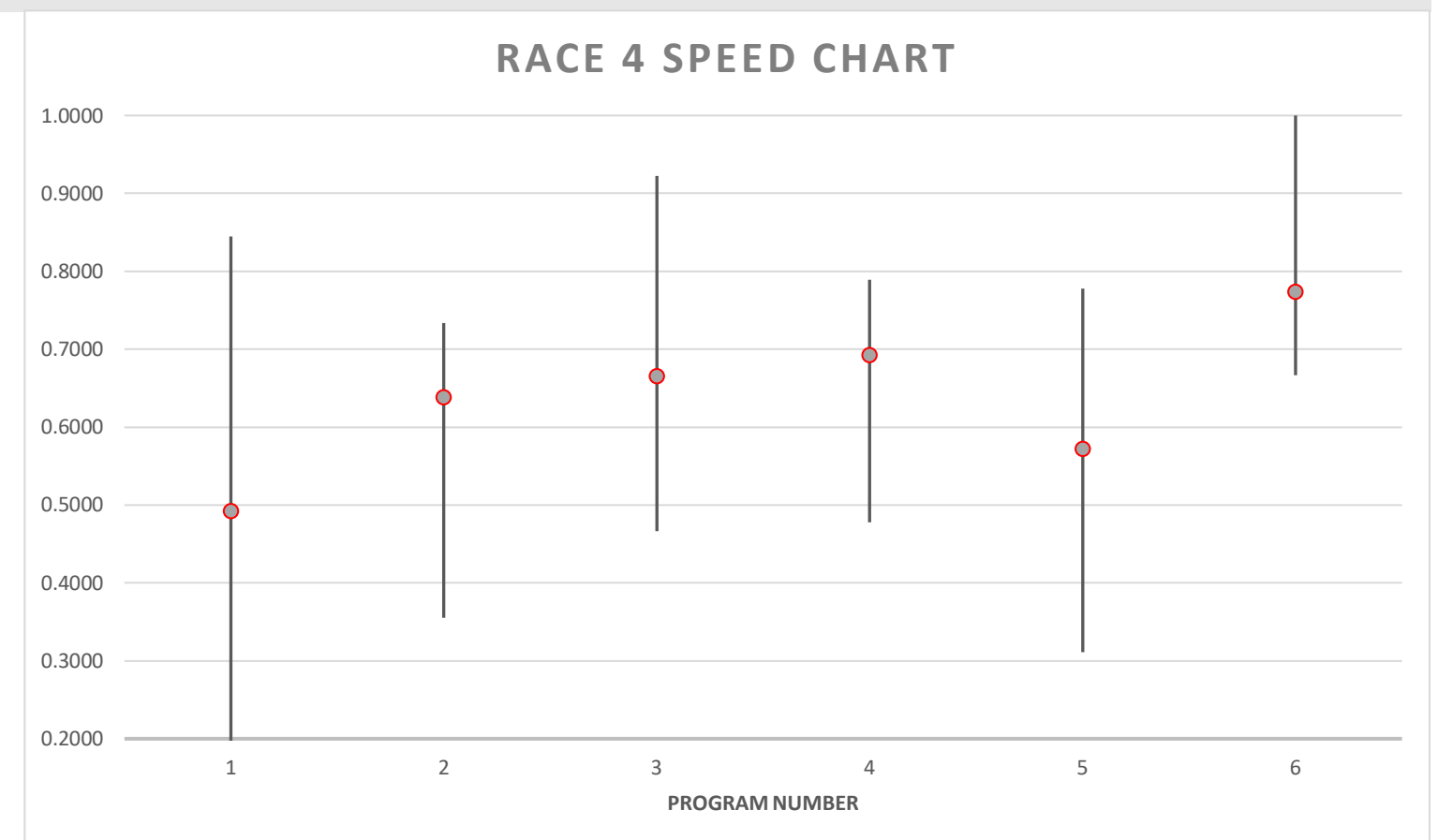


RACE 4 DISTANCE 1540 SURFACE D TYPE OCIm 16000 PURSE \$22,000

SPEED # EDGE		SPREAD	SIM ODDS	1st CALL LEADER %		EARLY PACE		GAP	LATE PACE		GAP	TOTAL PACE		GAP
No.	HORSE			3	8/5	1	47.7%		3	91.00		6	79	
6	REAL CONVICTION	14	3.50	1	30.0%	1	89.67	2	74.667	6	162.67			
			5.00	4	11.9%	6	83.67	3	74.333	2	144.00			
			8.00	6	9.8%	4	83.00	5	72.333	4	141.33			
			13.00	2	0.6%	2	69.33	4	58.333	5	138.67			
			52.00	5	0.1%	5	66.33	1	47.667	1	137.33			

No.	Horse	ML Odds	SIM Odds	PAR Race	PAR+	----Pace Improvement--  -Faster Fractions-			1/4 MILE	1/2 MILE	Class Move	By Lengths	1st Timer (3 Max)	Last Work Bullet	Back Bullet	2nd Race PARability	Jockey Stats		Trainer Stats	
						Early	Mid	Late									Win	In the \$	Win	In the \$
1	BOTTLES	10	3.5	Maybe -5	24.10%	▲	▲	▲			▲	2.4					0.76	0.76	1.00	1.00
2	MCKIRGAN	10	8	No	10.80%	▲			▲		▲	2					0.30	0.42	0.20	0.45
3	OKIE DEN DEN	2 8/5	8/5	Yes	38.50%		▲			▲	↔	0					0.91	1.00	0.44	0.85
4	SUPERNESS	4	13	No	2.90%			▲			↓	-0.2					1.00	0.95	0.51	0.77
5	MARCHIN INTO APR	5	5	No	20.30%	▲	▲	▲			↔	0					0.00	0.70	0.47	0.74
6	REAL CONVICTION	1.6	52	Yes	42.40%			▲			↓	-0.4					0.91	1.00	0.31	0.67

No.	HORSE	C-ZONE	PACE VIEW				1st
			E	EP	P	PC	
1	BOTTLES	94.88%	1		3		2
2	MCKIRGAN	18.22%			6		4
3	OKIE DEN DEN	53.98%					5
4	SUPERNESS	74.19%					
5	MARCHIN INTO APR	30.93%					
6	REAL CONVICTION	80.55%					



RACE 5 DISTANCE 1830 SURFACE D TYPE Clm 7500n1y PURSE \$20,000

SPEED # EDGE

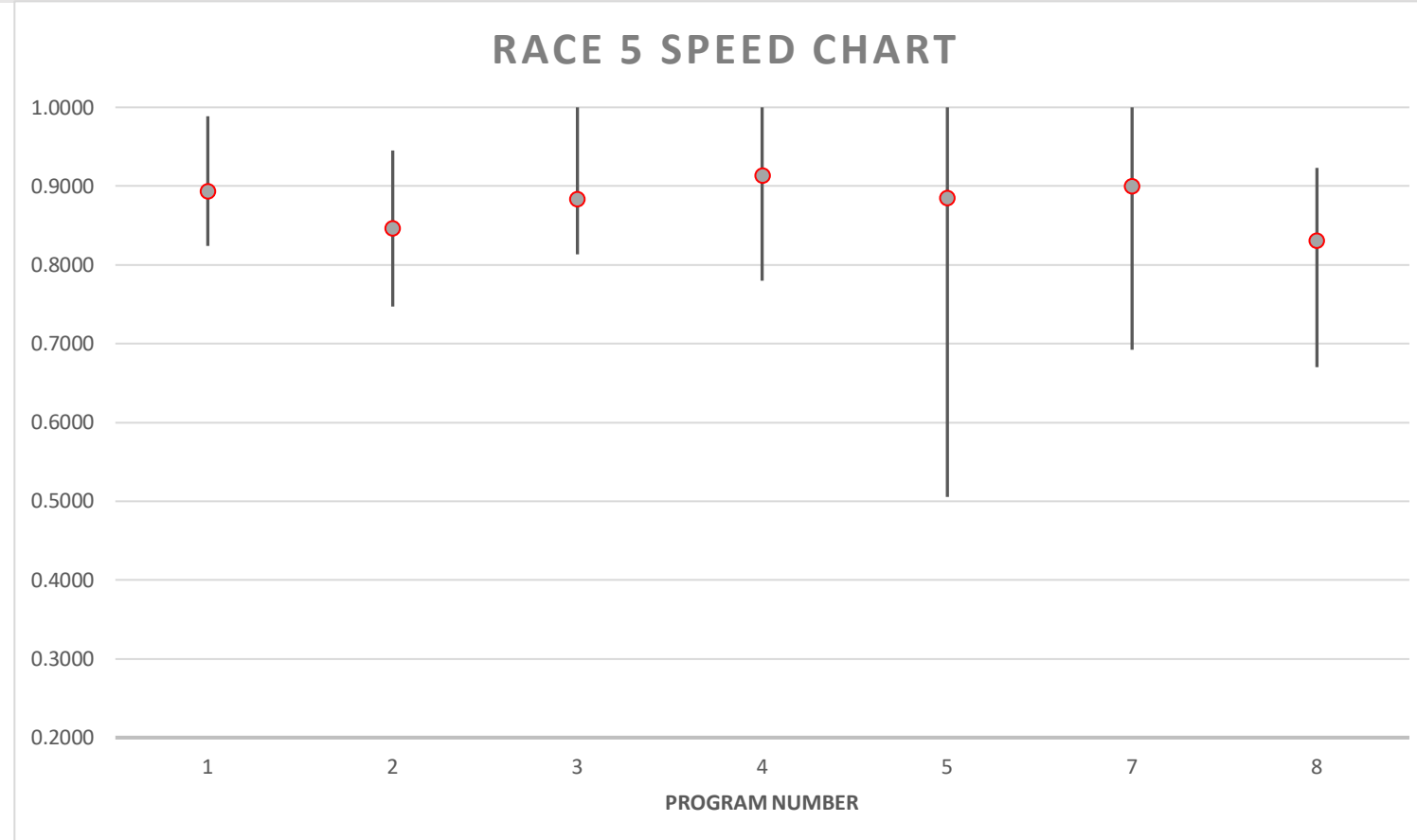
No.	HORSE	SPREAD	SIM ODDS	1st CALL LEADER %	EARLY PACE	GAP	LATE PACE	GAP	TOTAL PACE	GAP
7	PIT BOSS	5	3 2.50	7 30.5%	7 89.67		8 84		7 165.67	
			4 4.00	2 27.2%	4 85.00		4 80.667		4 165.67	
			2 5.00	3 21.2%	3 84.33		1 79.333		2 160.33	
			1 7.00	4 20.5%	2 82.00		2 78.333		3 158.67	
			8 9.00	8 0.6%	1 74.67		7 76		8 158.33	
			5 13.00	5 0.0%	8 74.33		3 74.333		1 154.00	

No.	Horse	ML Odds	SIM Odds	PAR Race	PAR+	Pace Improvement			Faster Fractions		Class Move	1st Timer (3 Max)	Last Work Bullet	Back Bullet	2nd Race PARability	Jockey Stats		Trainer Stats	
						Early	Mid	Late	1/4 MILE	1/2 MILE						By Lengths	Win	In the \$	Win
1	JARDANI	6	7	Yes	22.00%	▲			▲	▲	▲	0.8				0.90	0.98	0.94	1.00
2	SUPREME SONG	4	5	Yes	26.90%	▲	▲		▲	▲	▲	0.8				0.75	0.82	0.75	0.85
3	TYCOON	6	2.5	Yes	40.60%						←	0				0.46	0.84	0.88	0.93
4	KOBE B	4.5	4	Yes	33.10%	▲			▲		▲	0.8				1.00	1.00	0.35	0.49
5	UNDER THE RADAR	6	13	Yes	12.20%	▲	▲	▲	▲		▲	0.8				0.10	0.64	0.25	0.44
7	PIT BOSS	6	52	Yes	36.80%			▲	▲		▲	0.8				0.84	0.84	0.25	0.44
8	RACKATAPTAP	10	9	Maybe -1	18.30%	▲	▲	▲	▲		▲	0				0.52	0.67	1.00	0.57

No.	HORSE	C-ZONE
1	JARDANI	68.93%
2	SUPREME SONG	62.77%
3	TYCOON	37.59%
4	KOBE B	32.25%
5	UNDER THE RADAR	8.51%
7	PIT BOSS	30.53%
8	RACKATAPTAP	71.56%

PACE VIEW

E	EP	P	PC	C	NC	1st
7		2 4		1		
	3	5		8		



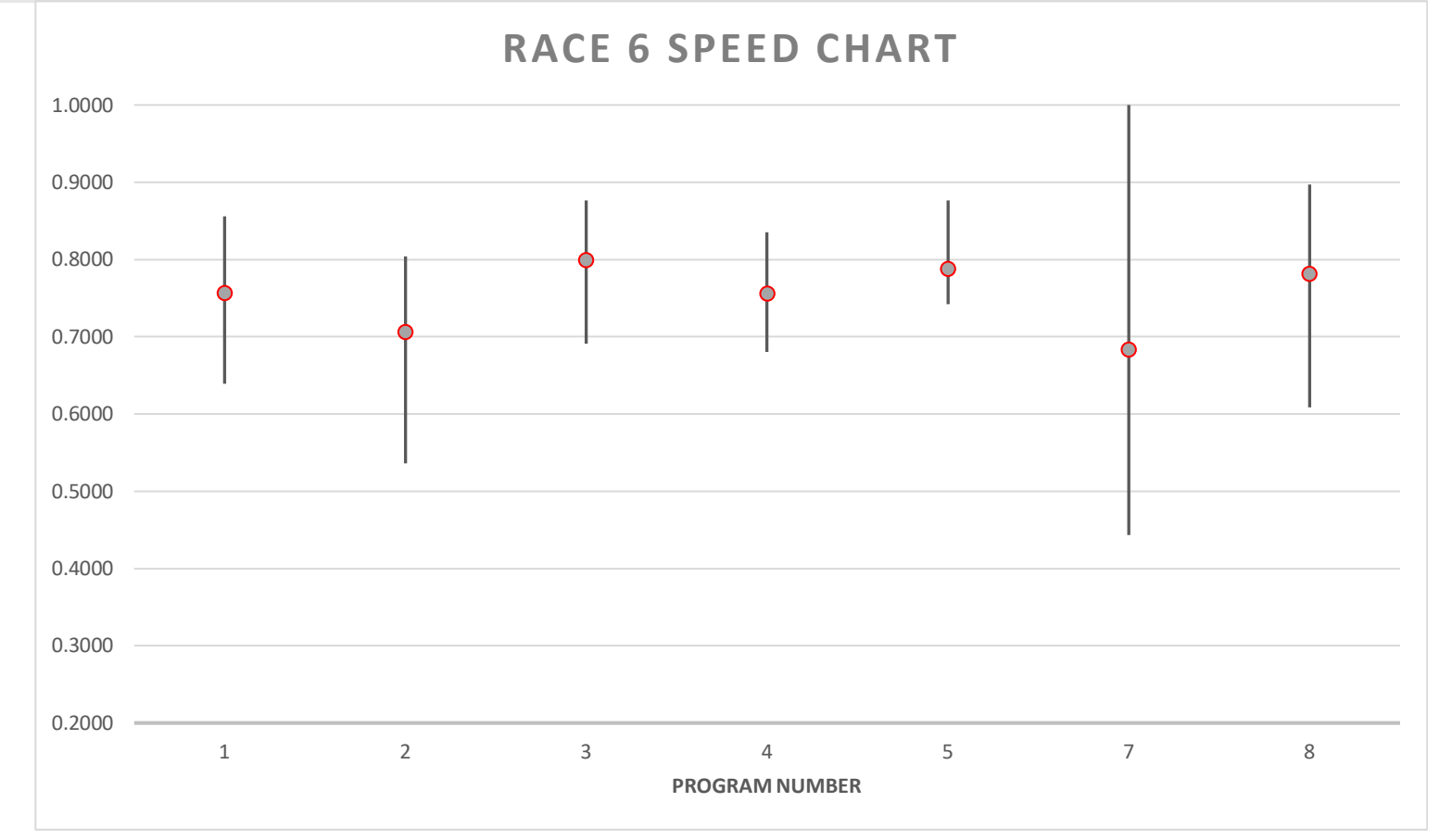
RACE 6 DISTANCE 1830 SURFACE D TYPE Clm 5000n2y PURSE \$18,000

SPEED # EDGE

No.	HORSE	SPREAD	SIM ODDS	1st CALL LEADER %	EARLY PACE	GAP	LATE PACE	GAP	TOTAL PACE	GAP
3	WYNN GIANT	3	3 3/2	2 42.8%	2	94.67	3	82.333	5	161.33
1			4.00	7 28.2%	7	89.00	5	81.333	3	157.67
5			7.00	1 14.6%	1	87.33	4	75.667	1	155.00
8			7.00	8 5.9%	5	80.00	8	71.333	2	151.33
4			21.00	5 4.4%	8	76.67	1	67.667	4	149.33
2			22.00	3 3.9%	3	75.33	2	56.667	8	148.00

No.	Horse	ML Odds	SIM Odds	PAR Race	PAR+	Pace Improvement			Faster Fractions		Class Move	1st Timer	Last Work	Back	2nd Race	Jockey Stats		Trainer Stats	
						Early	Mid	Late	1/4 MILE	1/2 MILE						By Lengths	Win	In the \$	Win
1	SAILOR'S RETURN	5	4	Maybe -1	25.40%	▲	▲	▲			▲	0.2				0.35	0.46	0.53	0.74
2	SUPER JOHN	12	22	No	0.00%	▲	▲				▲	0.2				0.42	0.44	0.14	0.56
3	WYNN GIANT	3 3/2	3 3/2	Yes	42.50%	▲	▲				↔	0				0.28	0.50	0.17	0.36
4	TITLE SHOT	12	21	Maybe -3	0.00%			▲			▲	0.6				0.57	0.82	0.40	0.56
5	DAD'S ON A ROLL	5	7	Yes	14.30%						↔	0				0.63	0.90	0.54	0.73
7	AULA	4.5	68	Yes	32.10%						▼	-0.6				0.54	0.82	1.00	1.00
8	INSPEIGHTOFTRAINI	2.5	7	Yes	16.20%	▲	▲		▲	▲	▲	1				1.00	1.00	0.69	0.68

No.	HORSE	C-ZONE	PACE VIEW					1st
			E	EP	P	PC	C	
1	SAILOR'S RETURN	75.28%	1				5	3
2	SUPER JOHN	42.82%		2				4
3	WYNN GIANT	52.89%						8
4	TITLE SHOT	18.38%						
5	DAD'S ON A ROLL	78.73%						
7	AULA	43.47%						
8	INSPEIGHTOFTRAINI	48.79%						



RACE 7

DISTANCE 1760

SURFACE D

TYPE

Clm 10000b

PURSE

\$26,000

SPEED # EDGE

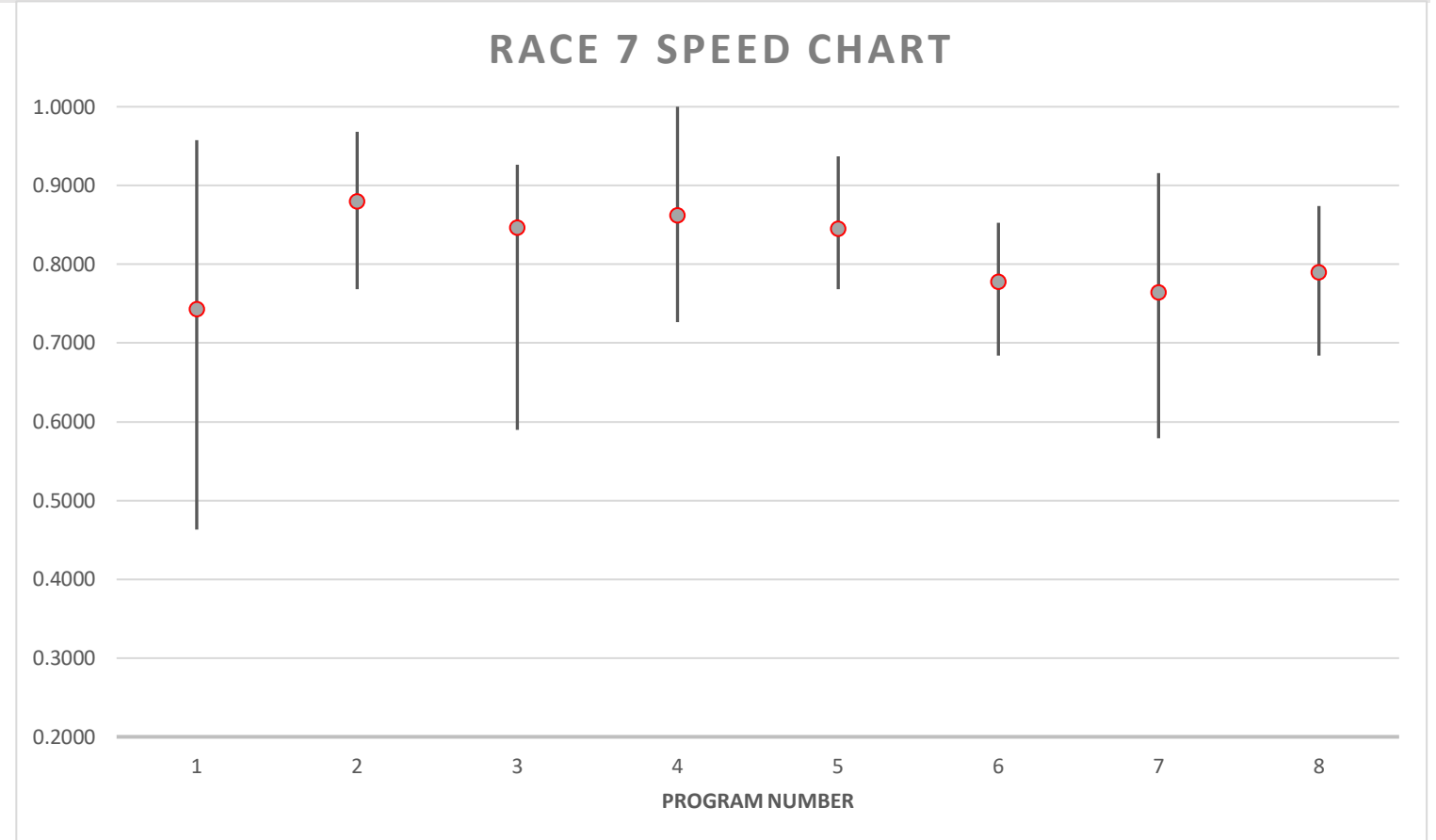
No.	HORSE	SPREAD	SIM ODDS	1st CALL LEADER %	EARLY PACE	GAP	LATE PACE	GAP	TOTAL PACE	GAP
2	SPEIGHTSTER RED	3	2 3/2	2 28.2%	2	89.00	6 87.667		2 174.00	5.66667
4			4 2.50	4 19.7%	3	87.67	2 85		6 168.33	
1			1 8.00	1 13.3%	4	83.00	4 84.667		4 167.67	
3			3 9.00	3 13.1%	8	82.33	5 81.667		3 161.00	
5			5 23.00	7 12.9%	1	82.00	8 76.333		5 160.00	
7			7 49.00	6 6.3%	6	80.67	3 73.333		8 158.67	

No.	Horse	ML Odds	SIM Odds	PAR Race	PAR+	Pace Improvement			Faster Fractions		Class Move	1st Timer (3 Max)	Last Work Bullet	Back Bullet	2nd Race PARability	Jockey Stats		Trainer Stats	
						Early	Mid	Late	1/4 MILE	1/2 MILE						By Lengths	Win	In the \$	Win
1	SILENT MODE	15	8	Yes	19.00%	▲	▲				▲	0.2				0.31	0.43	0.27	0.33
2	SPEIGHTSTER RED	1.6	3/2	Yes	52.80%			▲		▲		0.2				1.00	1.00	1.00	1.00
3	NIFTY	8	9	Yes	20.80%							0.8				0.62	0.70	0.13	0.41
4	NEW COMMISSION	3	2.5	Yes	39.50%							0.2				0.21	0.29	0.14	0.41
5	WARRIOR'S VENDET	8	23	Yes	9.00%	▲	▲	▲		▲		0.2				0.93	0.71	0.31	0.61
6	WE READY	10	135	No	8.80%	▲	▲					1.2				0.65	0.71	0.34	0.28
7	FIRST MONEY	5	49	Maybe	-1 7.00%							0.2				0.49	0.62	0.13	0.62
8	RUN CORY RUN	15	83	Maybe	-5 0.00%	▲			▲			1.4				0.48	0.38	0.13	0.41

No.	HORSE	C-ZONE
1	SILENT MODE	13.32%
2	SPEIGHTSTER RED	26.99%
3	NIFTY	35.12%
4	NEW COMMISSION	44.33%
5	WARRIOR'S VENDET	20.55%
6	WE READY	38.07%
7	FIRST MONEY	72.92%
8	RUN CORY RUN	19.75%

PACE VIEW

E	EP	P	PC	C	NC	1st
1	4	5	7	8	2	
					3	
					6	



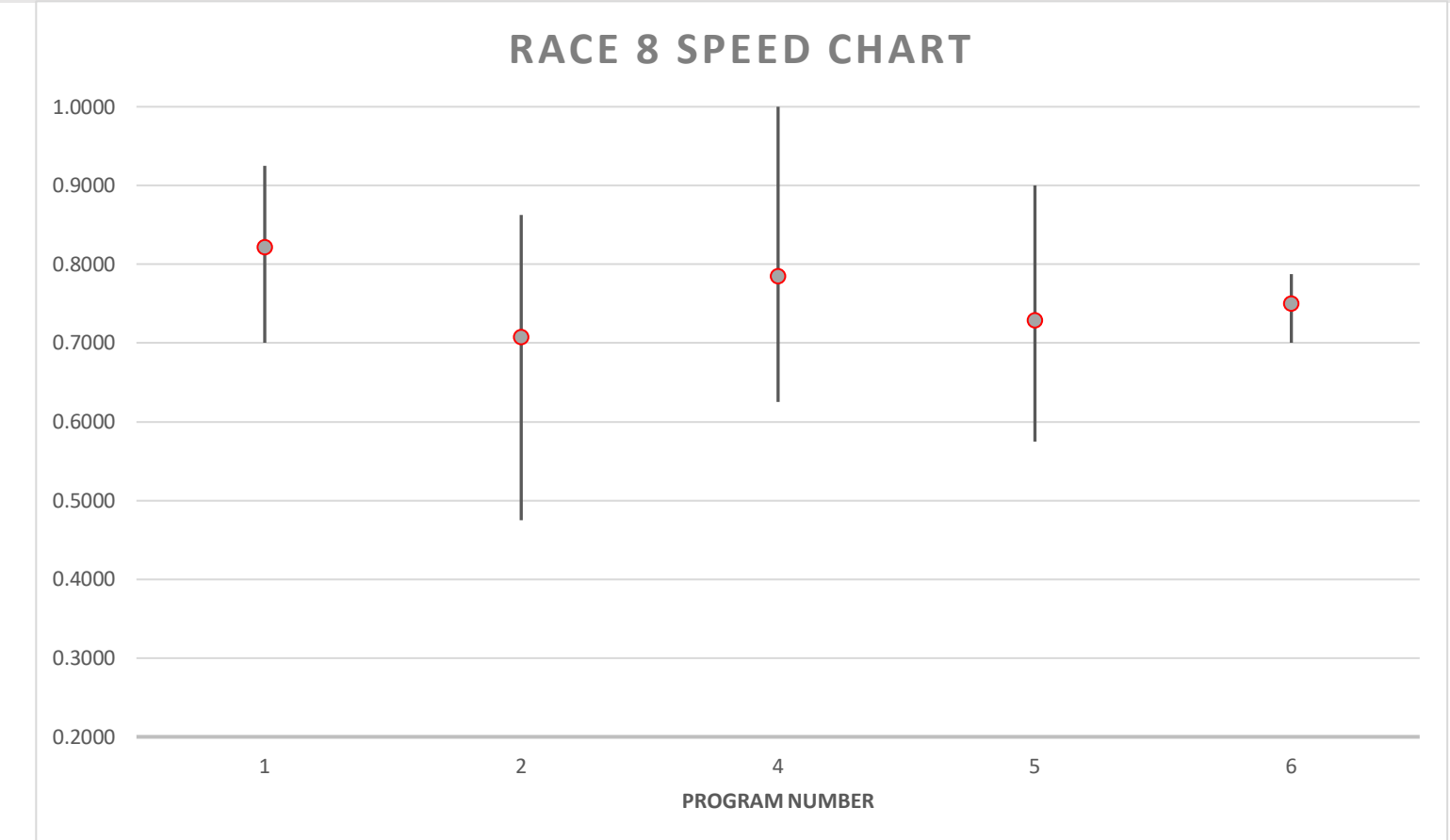


RACE 8 DISTANCE 1430 SURFACE D TYPE OClm 16000 PURSE \$26,000

SPEED # EDGE		SPREAD	SIM ODDS	1st CALL LEADER %	EARLY PACE	GAP	LATE PACE	GAP	TOTAL PACE	GAP
4	WESTERN WOMAN	8	2 2.50	1 41.9%	1 95.00		5 68.667		5 163.33	7
			4 3.50	2 28.5%	5 94.67		6 67.667		2 156.33	
			5 3.50	5 18.2%	2 91.00		2 65.333		1 154.67	
			1 6.00	4 6.7%	4 88.00		4 64.333		4 152.33	
			6 38.00	6 4.7%	6 80.67		1 59.667		6 148.33	
			#N/A #N/A	#N/A #N/A	#N/A #N/A		#N/A #N/A		#N/A #N/A	

No.	Horse	ML Odds	SIM Odds	PAR Race	PAR+	----Pace Improvement--  -Faster Fractions-			Class Move	1st Timer	Last Work	Back	2nd Race	Jockey Stats		Trainer Stats		
						Early	Mid	Late						1/4 MILE	1/2 MILE	By Lengths	(3 Max)	Bullet
1	MAJESTIC JO	3	6	Maybe -3	10.30%	▲	▲	▲		0					0.53	0.55	0.57	0.39
2	VICKI VALE	4	2.5	No	28.80%		▲	▲		0					0.49	0.62	1.00	0.75
4	WESTERN WOMAN	2.5	3.5	Yes	24.20%			▲	▲	-0.2					0.71	0.78	0.68	0.72
5	ROCK ME GENTLY	3.5	3.5	Maybe -5	19.60%		▲	▲		2					1.00	1.00	0.93	1.00
6	SISTER MARY LOU	8	38	No	0.00%					0.2					0.71	0.67	0.40	0.36

No.	HORSE	C-ZONE	PACE VIEW					1st
			E	EP	P	PC	C	
1	MAJESTIC JO	37.90%		5				1
2	VICKI VALE	69.55%				2		4
4	WESTERN WOMAN	20.58%						6
5	ROCK ME GENTLY	91.99%						
6	SISTER MARY LOU	57.73%						





RACE 9

DISTANCE 1760

SURFACE D

TYPE

Alw 41000n1x

PURSE

\$41,000

SPEED # EDGE

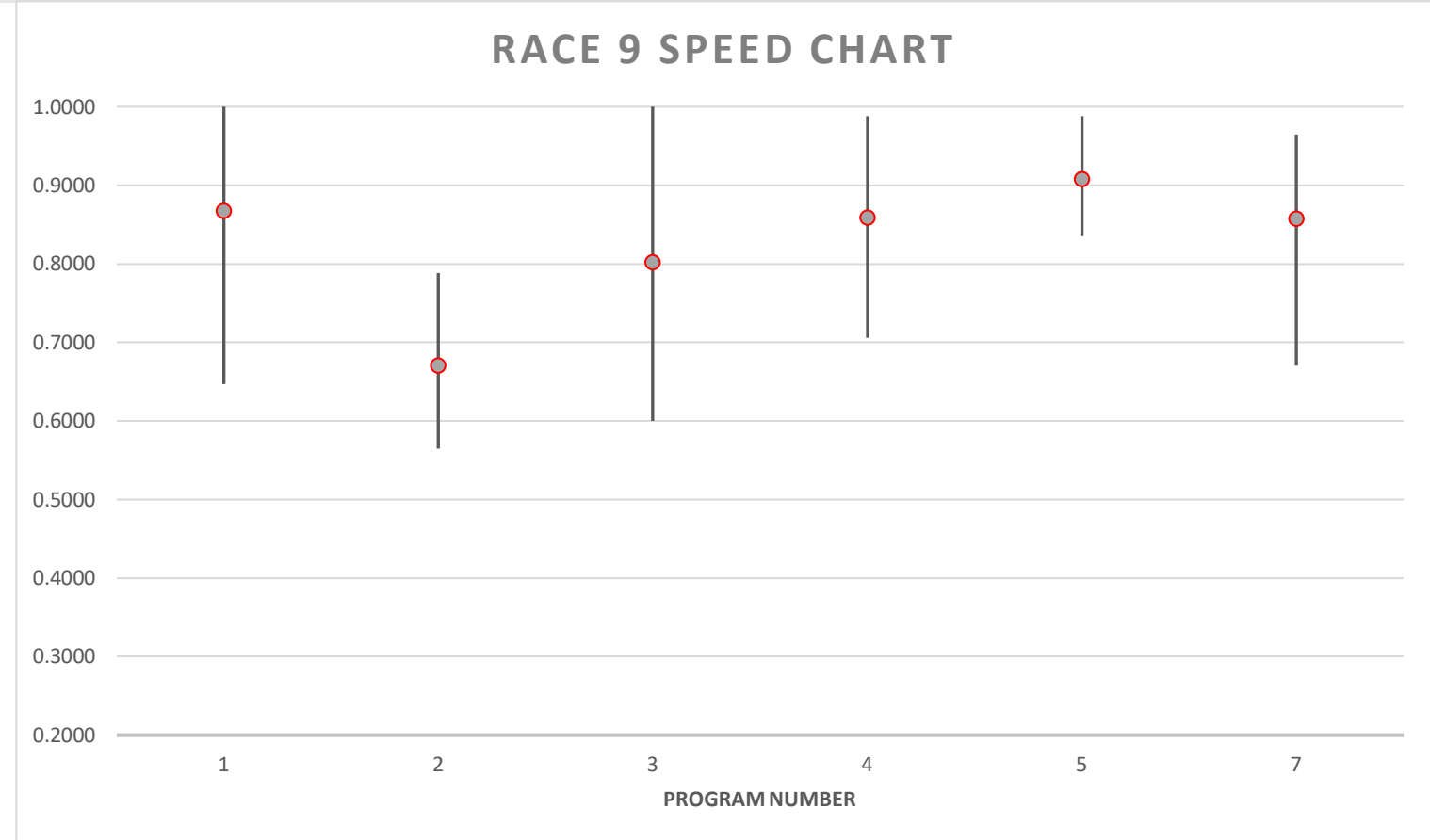
No.	HORSE	SPREAD	SIM ODDS	1st CALL LEADER %	EARLY PACE	GAP	LATE PACE	GAP	TOTAL PACE	GAP
5	THEGODDESSOFSNA	3	5 4/5	4 30.3%	2	83.00	5	85 7.3333333	5	164.67 11.3333
4			4 5.00	1 24.8%	1	82.67	4	77.667	4	153.33
1			1 7.00	5 20.2%	7	81.67	3	66.333	1	148.67
3			3 16.00	7 9.9%	5	79.67	1	66	7	147.33
7			7 59.00	2 8.6%	3	77.33	7	65.667	2	144.33
2			2 357.00	3 6.2%	4	75.67	2	61.333	3	143.67

No.	Horse	ML Odds	SIM Odds	PAR Race	PAR+	----Pace Improvement--  -Faster Fractions-			1/4 MILE	1/2 MILE	Class Move	By Lengths	1st Timer (3 Max)	Last Work Bullet	Back Bullet	2nd Race PARability	Jockey Stats		Trainer Stats	
						Early	Mid	Late									Win	In the \$	Win	In the \$
1	MOONBOOTS	6	7	Yes	5.90%	▲	▲	▲			↓	-0.2				0.54	0.70	1.00	0.23	
2	MOMMA PIC	15	357	No	0.00%	▲	▲		▲	▲	↑	2.8				0.53	0.57	0.92	0.82	
3	THEARCHERORTHEP	8	16	Yes	0.00%	▲	▲				↑	0.6				0.63	0.78	0.75	0.52	
4	DANCING DIANA	8	5	Maybe -1	10.70%	▲	▲	▲			↑	0.4				1.00	0.86	0.84	0.64	
5	THEGODDESSOFSNA	2 4/5	5	Maybe -1	30.20%			▲			↑	0.8				0.88	1.00	0.51	0.51	
7	MORE RANSOM	4.5	59	Maybe -3	0.00%	▲	▲				↑	0.6				0.50	0.78	0.86	1.00	

No.	HORSE	C-ZONE
1	MOONBOOTS	8.46%
2	MOMMA PIC	82.34%
3	THEARCHERORTHEP	84.29%
4	DANCING DIANA	70.35%
5	THEGODDESSOFSNA	0.00%
7	MORE RANSOM	7.90%

PACE VIEW

E	EP	P	PC	C	NC	1st
	2	7	1	5		
3						
4						



RACE 10 DISTANCE 1870 SURFACE D TYPE Clm 5000n1y PURSE \$18,000

SPEED # EDGE		SPREAD	SIM ODDS	1st CALL LEADER %	EARLY PACE	GAP	LATE PACE	GAP	TOTAL PACE	GAP
7	MAKABIM	5	4 2.50	3 35.0%	3 88.00	6.3333333	2 83.667		2 160.33	
			7 3.00	9 23.6%	4 81.67		7 81.667		6 157.67	
			2 4.00	4 18.5%	6 78.00		6 79.667		7 156.67	
			3 7.00	2 9.5%	9 77.00		4 71.667		4 153.33	
			6 29.00	5 4.9%	2 76.67		8 66.667		3 143.00	
			1 41.00	7 4.0%	5 75.67		5 65.333		5 141.00	

No.	Horse	ML Odds	SIM Odds	PAR Race	PAR+	Pace Improvement			Faster Fractions		Class Move	1st Timer	Last Work	Back	2nd Race	Jockey Stats		Trainer Stats	
						Early	Mid	Late	1/4 MILE	1/2 MILE						By Lengths	(3 Max)	Bullet	PARability
1	KOSELIO	10	41	Yes	0.00%		▲	▲			←	0				1.00	0.95	1.00	0.99
2	SAINT MARCO	4	4	Yes	32.00%						←	0				0.50	0.51	0.34	0.51
3	ARTISTIC REASON	8	7	Yes	20.60%			▲		↓	-0.8					0.75	0.73	0.72	1.00
4	HELIUM	2	2.5	Yes	38.90%	▲	▲	▲		↓	-1.2					0.77	0.90	0.96	0.88
5	TEEWINOT PASS	15	110	Maybe -3	0.00%	▲	▲			←	0					0.27	0.38	0.00	0.29
6	WE BE THERE	5	29	Yes	37.70%					←	0					0.71	1.00	0.56	0.88
7	MAKABIM	6	3	Yes	38.70%			▲		↑	1					0.89	0.87	0.75	0.97
8	LONG GRAY LINE	20	158	No	0.00%	▲	▲		▲	←	0					0.33	0.71	0.59	0.68
9	GURT'S WARRIOR	6	61	Yes	3.40%	▲	▲	▲	▲	←	0					0.62	0.80	0.53	0.75

No.	HORSE	C-ZONE	PACE VIEW						1st
			E	EP	P	PC	C	NC	
1	KOSELIO	7.10%							
2	SAINT MARCO	53.73%							
3	ARTISTIC REASON	75.38%							
4	HELIUM	14.20%							
5	TEEWINOT PASS	77.72%							
6	WE BE THERE	22.64%							
7	MAKABIM	41.24%							
8	LONG GRAY LINE	77.54%							
9	GURT'S WARRIOR	0.00%							

