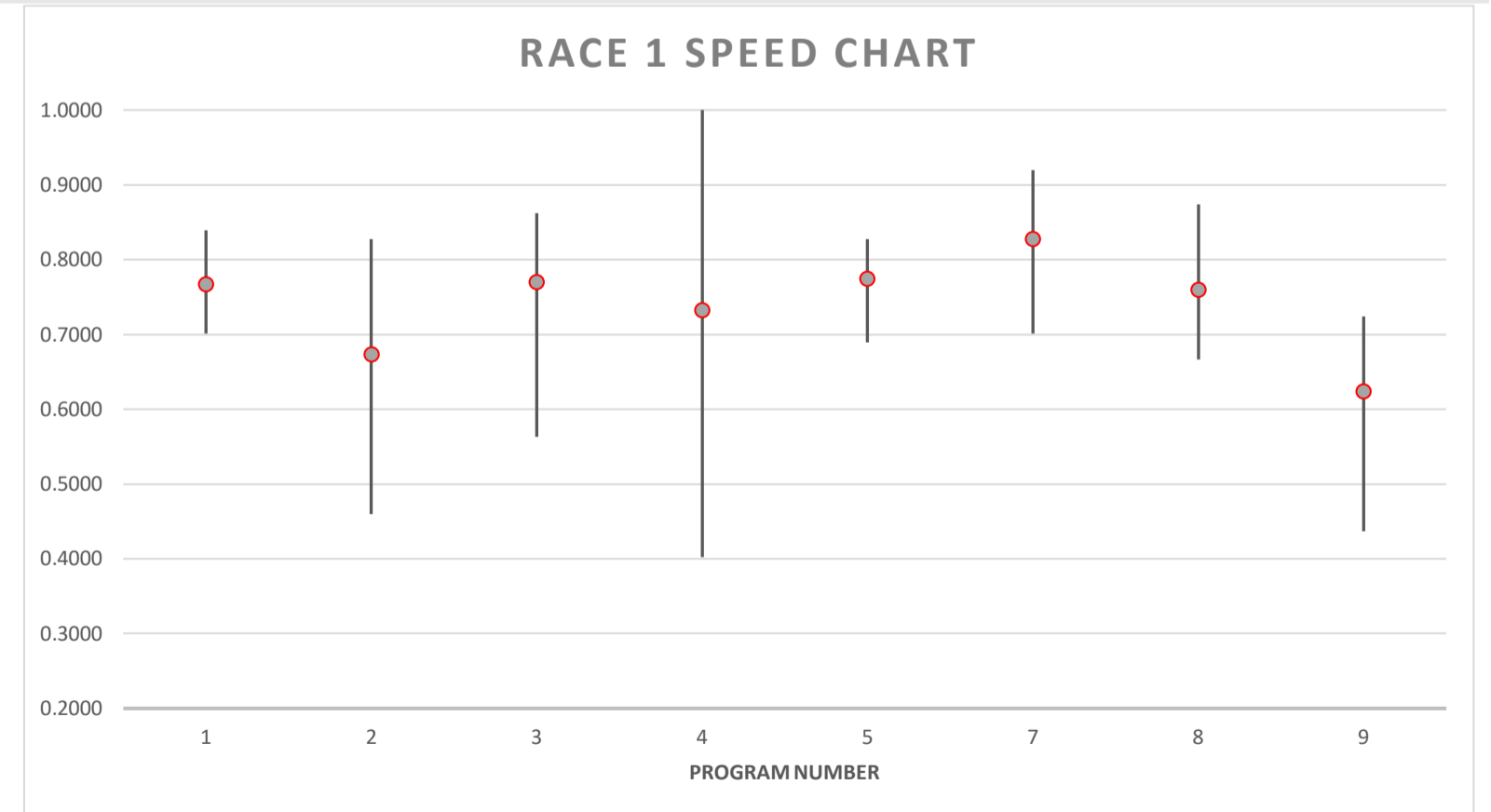


RACE 1 DISTANCE 1540 SURFACE D TYPE Clm 7500n3l PURSE \$21,000

SPEED # EDGE		SPREAD	SIM ODDS	1st CALL LEADER %	EARLY PACE	GAP	LATE PACE	GAP	TOTAL PACE	GAP
5	ONE OF THE ONES	3	5 9/5	9 26.0%	8	86.00	3	83	8	164.00
			8 2.50	2 24.0%	2	83.00	1	80	1	162.00
			1 5.00	5 11.1%	9	82.33	8	78	5	154.33
			4 15.00	7 9.8%	1	82.00	5	76.333	9	151.33
			2 33.00	8 9.0%	5	78.00	7	69.667	3	145.67
			7 34.00	4 7.5%	7	74.00	9	69	7	143.67

No.	Horse	ML Odds	SIM Odds	PAR Race	PAR+	----Pace Improvement--  -Faster Fractions-			1/4 MILE	1/2 MILE	Class Move	By Lengths	1st Timer (3 Max)	Last Work Bullet	Back Bullet	2nd Race PARability	Jockey Stats		Trainer Stats	
						Early	Mid	Late									Win	In the \$	Win	In the \$
1	NO FAKE	2	5	Maybe -1	17.60%	▲	▲	▲			←	0					1.00	1.00	0.39	0.84
2	PRETTY LILY	15	33	Maybe -2	2.20%	▲		▲			←	0					0.00	0.30	0.43	0.46
3	MEMENTO MI	4	50	Yes	0.00%						↓	-2.2					0.47	0.68	0.31	0.53
4	SUBWAY SUSIE	15	15	Yes	7.50%	▲	▲	▲	▲	▲	↓	-0.6					0.58	0.72	0.24	0.64
5	ONE OF THE ONES	5 9/5		Maybe -2	35.80%			▲			↓	-0.2					0.34	0.44	0.23	0.89
7	SNOW LAKE	6	34	Yes	26.70%						↓	-0.2					0.26	0.58	0.36	0.82
8	MERRYCHILL	6	2.5	Yes	29.30%			▲			←	0					0.45	0.45	1.00	1.00
9	AZTEC BAY	12	69	No	0.00%			▲			←	0					0.52	0.66	0.00	0.60

No.	HORSE	C-ZONE	PACE VIEW						
			E	EP	P	PC	C	NC	1st
1	NO FAKE	29.16%			3		1	9	
2	PRETTY LILY	8.92%						2	
3	MEMENTO MI	74.06%					5		
4	SUBWAY SUSIE	80.59%					7		
5	ONE OF THE ONES	19.78%					8		
7	SNOW LAKE	11.59%							
8	MERRYCHILL	25.94%							
9	AZTEC BAY	13.89%							



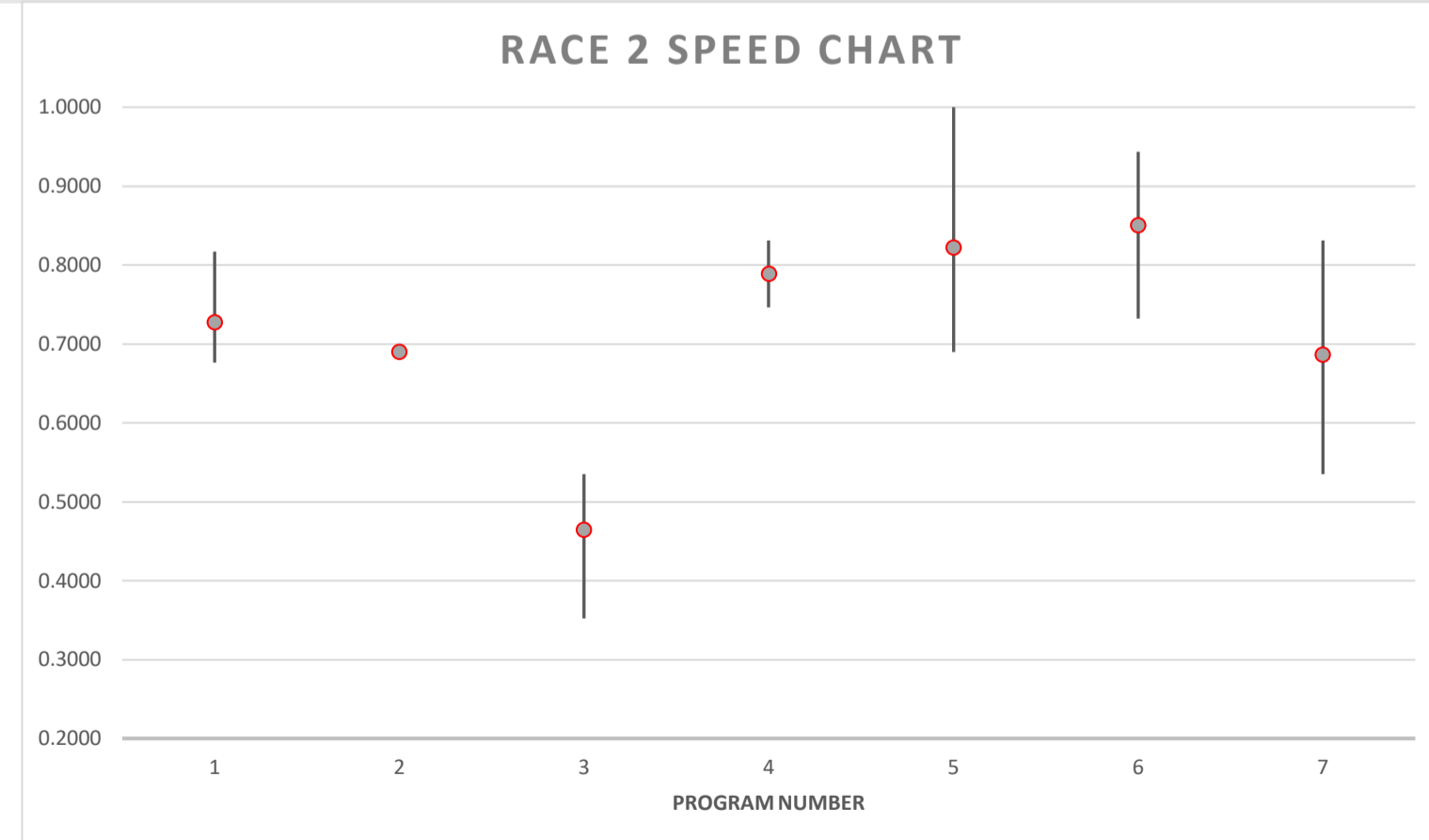
RACE 2 DISTANCE 1830 SURFACE D TYPE Md 15000 PURSE \$19,000

SPEED # EDGE

No.	HORSE	SPREAD	SIM ODDS	1st CALL LEADER %	EARLY PACE	GAP	LATE PACE	GAP	TOTAL PACE	GAP
		NO PICKS	4 3.00	5 28.2%	6 84.67		5 75.333		5 159.00	
			7 3.00	6 24.9%	4 84.00		4 74.5		4 158.50	
			5 4.50	1 20.3%	5 83.67		1 66		2 147.00	
			1 7.00	2 12.3%	7 82.67		2 65		1 146.67	
			2 13.00	7 6.4%	2 82.00		6 59		6 143.67	
			6 24.00	4 6.4%	1 80.67		7 58		7 140.67	

No.	Horse	ML Odds	SIM Odds	PAR Race	PAR+	Pace Improvement			Faster Fractions		Class Move	1st Timer	Last Work	Back	2nd Race	Jockey Stats		Trainer Stats	
						Early	Mid	Late	1/4 MILE	1/2 MILE						Win	In the \$	Win	In the \$
1	MIA COUNTING	10	7	No	0.00%	▲	▲				↓	-0.4				0.56	0.86	0.33	0.65
2	HURRICANE JANE	6	13	No	0.00%						↓	-0.4				0.60	0.65	1.00	1.00
3	BEAUTY'S TRIP	20	1500	No	0.00%			▲			↓	-0.4				0.00	0.24	0.36	0.66
4	WYLDA WYLDE	6	3	No	0.00%			▲			↓	-1.2				0.17	0.62	0.56	0.76
5	MELITTLEFROSTGIRL	3	4.5	Yes	0.00%	▲	▲				↓	-0.4				0.00	0.79	0.35	0.64
6	DYNAMITENDIAMON	2.5	24	Yes	14.40%	▲	▲				↓	-0.6				1.00	1.00	0.29	0.42
7	MISS JONES	2	3	No	8.60%		▲	▲	▲		↓	-1.2				0.95	0.67	0.67	0.83

No.	HORSE	C-ZONE	PACE VIEW							
			E	EP	P	PC	C	NC	1st	
1	MIA COUNTING	58.23%			1					2
2	HURRICANE JANE	11.74%			5					3
3	BEAUTY'S TRIP	29.76%								4
4	WYLDA WYLDE	6.75%								6
5	MELITTLEFROSTGIRL	56.28%								
6	DYNAMITENDIAMON	9.33%								
7	MISS JONES	8.87%								



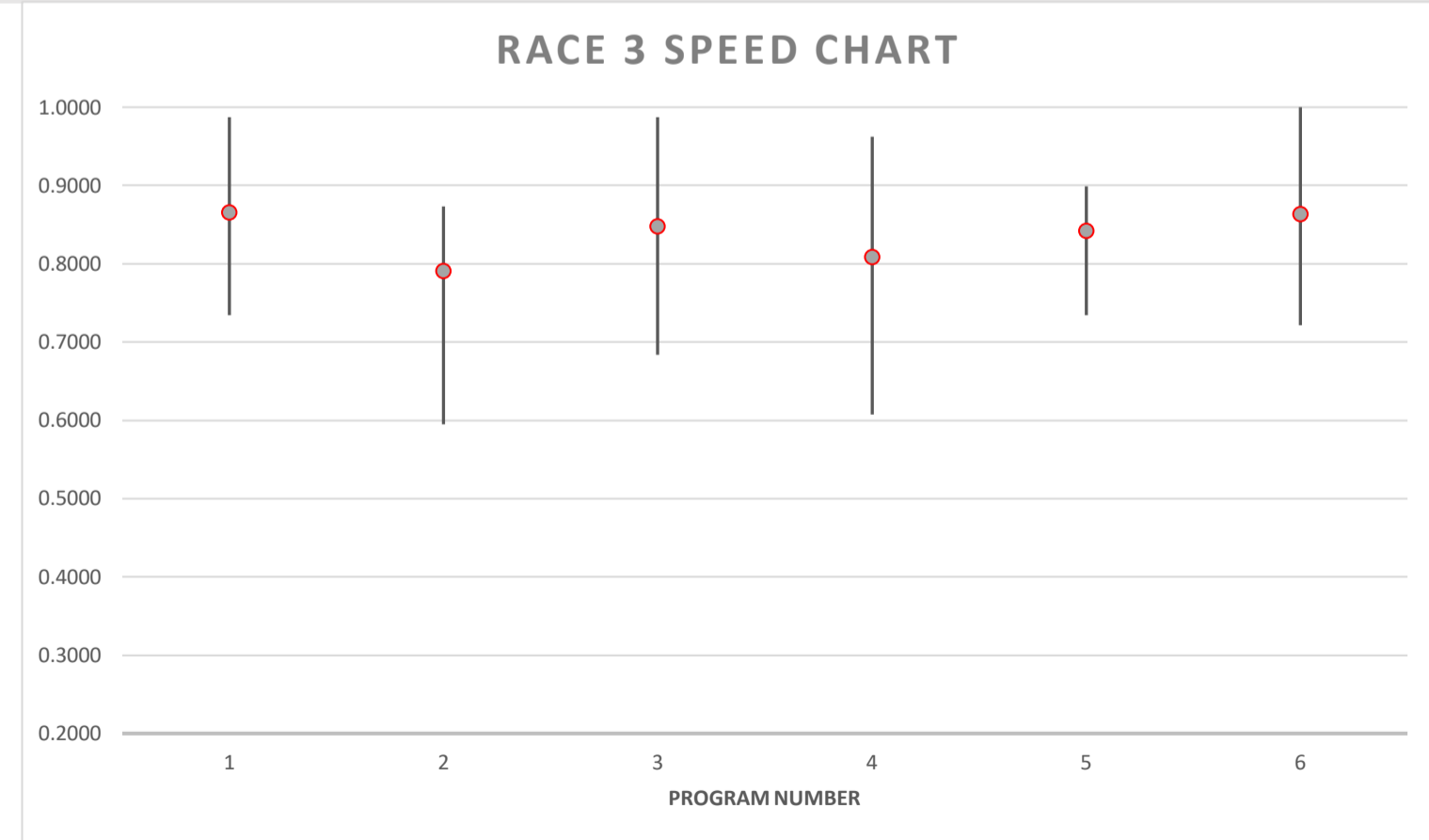
RACE 3 DISTANCE 1430 SURFACE D TYPE OClm 16000 PURSE \$26,000

SPEED # EDGE

No.	HORSE	SPREAD	SIM ODDS	1st CALL LEADER %	EARLY PACE	GAP	LATE PACE	GAP	TOTAL PACE	GAP
		NO PICKS	4 9/5	3 38.4%	5	87.33	4	80	4	161.00
			1 2.50	5 21.8%	2	85.33	1	74	1	158.33
			5 6.00	2 18.8%	6	85.00	5	69.667	5	157.00
			3 12.00	1 10.7%	1	84.33	6	66	6	151.00
			2 14.00	6 7.5%	3	84.00	3	64.333	3	148.33
			6 82.00	4 2.7%	4	81.00	2	60.333	2	145.67

No.	Horse	ML Odds	SIM Odds	PAR Race	PAR+	Pace Improvement			Faster Fractions		Class Move	1st Timer	Last Work	Back	2nd Race	Jockey Stats		Trainer Stats	
						Early	Mid	Late	1/4 MILE	1/2 MILE						By Lengths	Win	In the \$	Win
1	MOON FLEET	4.5	2.5	Yes	25.40%	▲			▲	▲	←	0				0.39	0.76	0.68	0.36
2	LOVE LIKE CRAZY	8	14	No	0.00%						↓	-0.4				0.14	0.50	0.37	0.72
3	LERETHA	4	12	Yes	2.90%			▲			↑	2.2				0.52	0.62	1.00	1.00
4	APOLLONIA VITELLI	3 9/5		Maybe -2	31.30%	▲	▲				←	0				0.53	0.54	0.38	0.81
5	NEIGHBELLINE	2.5	6	No	0.00%	▲	▲				←	0				0.71	0.79	0.48	0.89
6	MIKEY'S SONG	5	82	Yes	0.00%	▲	▲	▲			←	0				1.00	1.00	0.27	0.58

No.	HORSE	C-ZONE	PACE VIEW				1st
			E	EP	P	PC	
1	MOON FLEET	56.54%					
2	LOVE LIKE CRAZY	61.39%					
3	LERETHA	6.40%	3				
4	APOLLONIA VITELLI	33.58%					
5	NEIGHBELLINE	45.29%			5		
6	MIKEY'S SONG	57.82%					



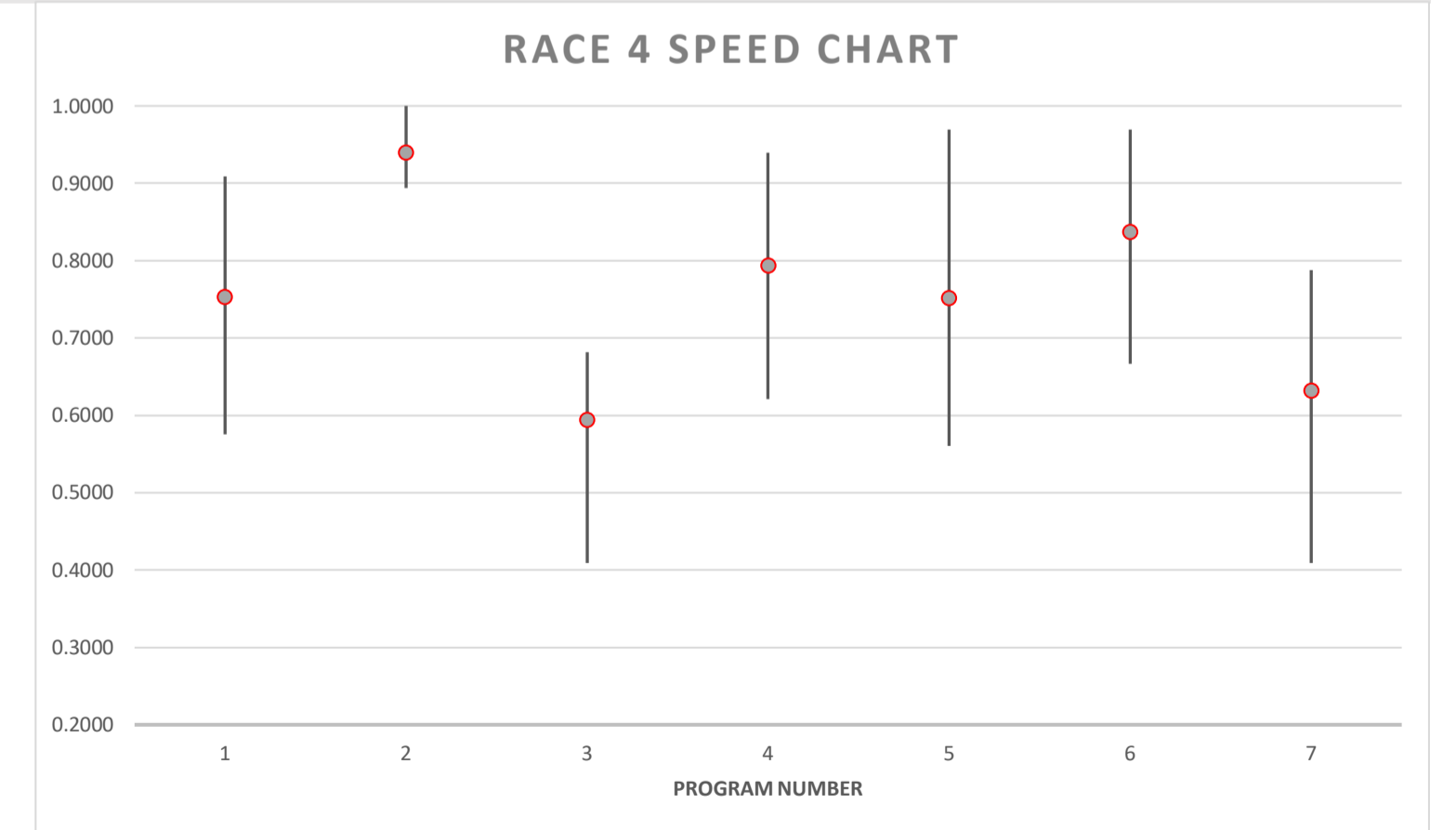
RACE 4 DISTANCE 1540 SURFACE D TYPE Md 10000 PURSE \$26,000

SPEED # EDGE

No.	HORSE	SPREAD	SIM ODDS	1st CALL LEADER %	EARLY PACE	GAP	LATE PACE	GAP	TOTAL PACE	GAP
		NO PICKS	2 4/5	4 36.7%	4	83.33	2 69.667	9.3333333	2 149.67	6
			5 3.00	2 25.0%	2	80.00	4 60.333		4 143.67	
			4 7.00	5 23.1%	1	78.00	5 59.667		5 136.33	
			6 43.00	1 12.9%	5	76.67	6 59.667		1 131.67	
			1 121.00	7 1.0%	3	72.67	7 54.667		6 131.67	
			7 546.00	6 1.0%	6	72.00	1 53.667		3 125.67	

No.	Horse	ML Odds	SIM Odds	PAR Race	PAR+	Pace Improvement			Faster Fractions		Class Move	1st Timer (3 Max)	Last Work Bullet	Back Bullet	2nd Race PARability	Jockey Stats		Trainer Stats	
						Early	Mid	Late	1/4 MILE	1/2 MILE						By Lengths	Win	In the \$	Win
1	LA DE PELUCHE	4	121	No	0.00%	▲					↓	-0.2				0.00	0.48	0.00	0.35
2	LOOKINGFORTREASU	8 4/5	4/5	Maybe -1	0.00%	▲					↓	-0.8				0.88	1.00	0.57	0.79
3	GORTREAGH GAL	15	1500	No	0.00%			▲			↔	0				0.95	0.67	0.57	1.00
4	BAHAMIAN BABY	5	7	Maybe -5	2.70%		▲	▲			↔	0				1.00	0.99	0.65	0.58
5	FAUX PAS	2.5	3	Maybe -3	15.90%		▲	▲			↔	0				0.74	0.87	1.00	0.85
6	KEYSTORMRISING	2	43	Maybe -3	0.00%						↓	-0.2				0.80	0.71	0.44	0.43
7	WINBORI	15	546	No	0.00%						↓	-0.2				0.00	0.29	0.19	0.31

No.	HORSE	C-ZONE	PACE VIEW							
			E	EP	P	PC	C	NC	1st	
1	LA DE PELUCHE	9.26%			1					
2	LOOKINGFORTREASU	13.98%			5					
3	GORTREAGH GAL	44.63%							2	3
4	BAHAMIAN BABY	0.00%							4	
5	FAUX PAS	43.70%							6	
6	KEYSTORMRISING	0.00%							7	
7	WINBORI	51.48%								



RACE 5

DISTANCE 1320

SURFACE D

TYPE

Md 10000

PURSE

\$19,000

SPEED # EDGE

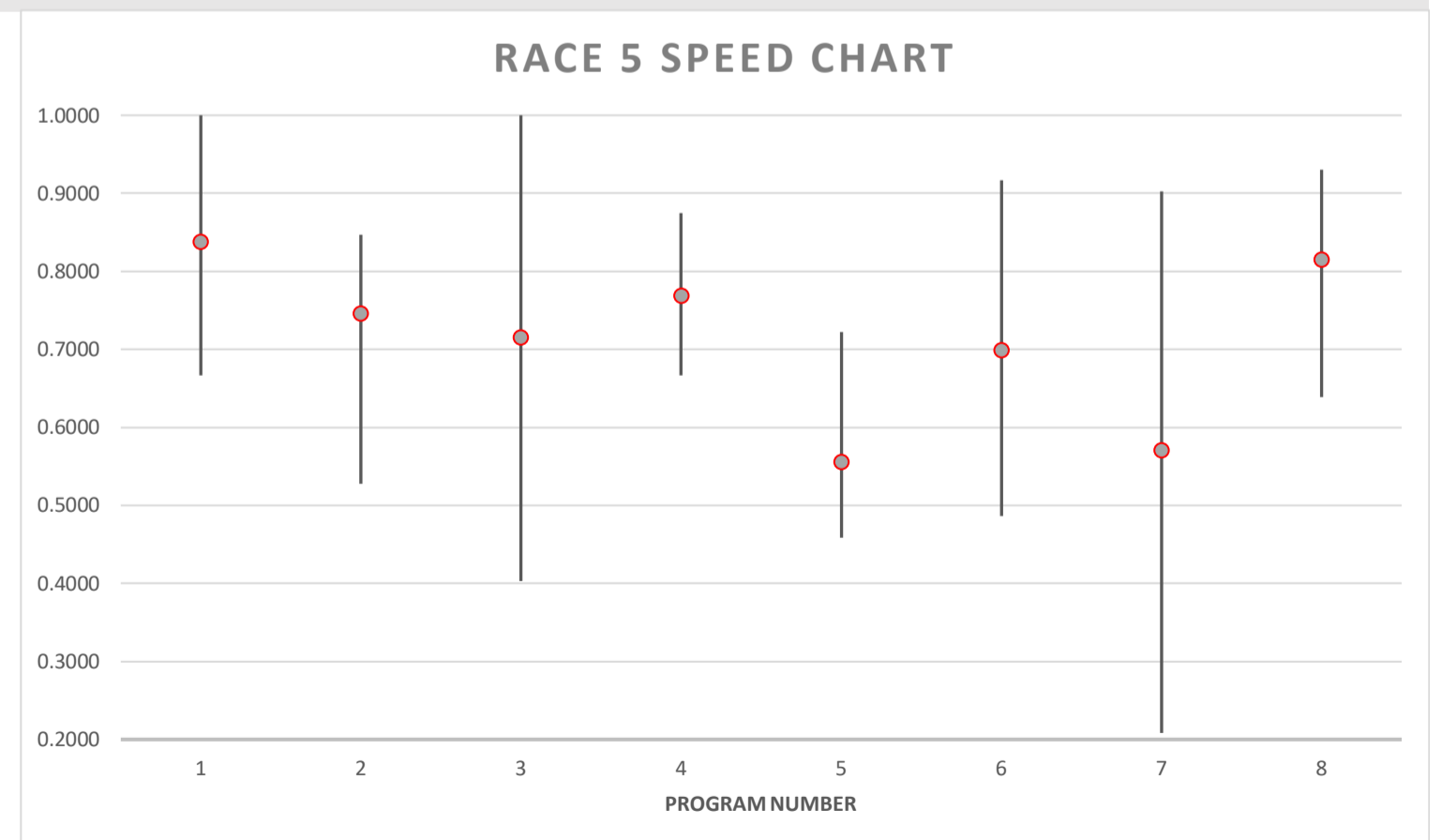
No.	HORSE	SPREAD	SIM ODDS	1st CALL LEADER %	EARLY PACE	GAP	LATE PACE	GAP	TOTAL PACE	GAP
8	ON PARADISE HILL	8	8 9/5	6 25.5%	1	87.67	7	70	7	148.00
1			1 3.50	8 22.6%	6	86.33	4	66.333	8	143.33
7			7 6.00	1 22.5%	8	86.33	8	57	4	140.33
4			4 13.00	3 18.5%	3	82.67	6	53.333	6	139.67
3			3 14.00	2 5.4%	2	82.00	1	49.667	1	137.33
2			2 15.00	5 3.4%	5	80.67	2	49.333	2	131.33

No.	Horse	ML Odds	SIM Odds	PAR Race	PAR+	----Pace Improvement-- -Faster Fractions-				Class Move	1st Timer	Last Work	Back	2nd Race	Jockey Stats		Trainer Stats	
						Early	Mid	Late	1/4 MILE						1/2 MILE	By Lengths	(3 Max)	Bullet
1	CHARM OF THE SON	3	3.5	Yes	10.20%		▲			▲	↓	-0.8			0.52	0.80	0.74	0.86
2	WHISKEY AND RAIN	6	15	No	0.00%						↓	-0.8			0.00	0.68	0.50	0.56
3	NORHO'S GAMBLE	5	14	Yes	0.00%	▲	▲	▲			↑	0.8			0.11	0.53	0.99	1.00
4	INCAN MOON GODD	10	13	Maybe -4	0.00%	▲	▲	▲			←	0			0.73	0.84	0.57	0.55
5	ORLEY'S ANGEL	12	45	No	0.00%			▲			←	0			1.00	1.00	0.93	0.90
6	PICARDY	6	60	Maybe -1	0.00%		▲				←	0			0.20	0.63	0.50	0.56
7	LA BELLA BOROBETA	12	6	Maybe -2	11.20%	▲	▲	▲	▲	▲	←	0			0.82	0.92	0.26	0.49
8	ON PARADISE HILL	2.5 9/5	9/5	Yes	17.80%		▲	▲			←	0			0.60	0.79	1.00	0.81

No.	HORSE	C-ZONE
1	CHARM OF THE SON	22.53%
2	WHISKEY AND RAIN	67.67%
3	NORHO'S GAMBLE	44.45%
4	INCAN MOON GODD	9.20%
5	ORLEY'S ANGEL	0.00%
6	PICARDY	23.82%
7	LA BELLA BOROBETA	62.60%
8	ON PARADISE HILL	55.55%

PACE VIEW

E	EP	P	PC	C	NC	1st
1			2	4	5	
3			6			
7						
8						



RACE 6

DISTANCE 1320

SURFACE D

TYPE

Clm 7500n4l

PURSE

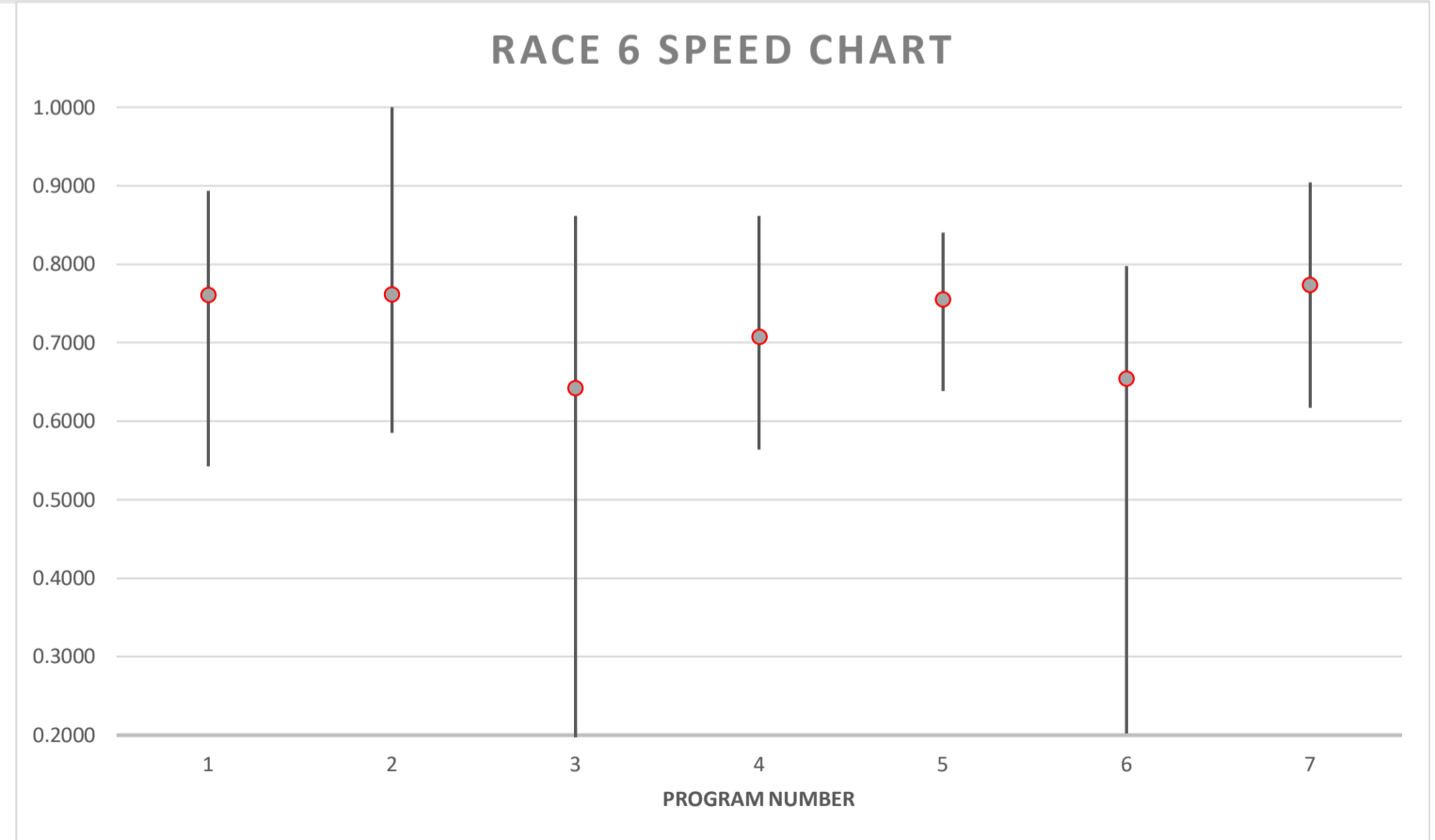
\$21,000

SPEED # EDGE

No.	HORSE	SPREAD	SIM ODDS	1st CALL LEADER %	EARLY PACE	GAP	LATE PACE	GAP	TOTAL PACE	GAP
7	BIG JOHN	4	3 9/5	1 30.1%	4	91.00	7 85.333	8.6666667	7 169.67	
			7 3.50	4 23.6%	2	89.33	1 76.667		1 165.00	
			1 4.00	2 19.6%	6	88.67	3 75.333		3 163.33	
			4 15.00	6 15.6%	1	88.33	5 71.667		5 159.67	
			2 18.00	3 5.4%	3	88.00	4 66		4 157.00	
			5 18.00	5 5.1%	5	88.00	2 65.667		2 155.00	

No.	Horse	ML Odds	SIM Odds	PAR Race	PAR+	----Pace Improvement--  -Faster Fractions-			1/4 MILE	1/2 MILE	Class Move	By Lengths	1st Timer (3 Max)	Last Work Bullet	Back Bullet	2nd Race PARability	Jockey Stats		Trainer Stats	
						Early	Mid	Late									Win	In the \$	Win	In the \$
1	REMARKABLE MO	4.5	4	Yes	38.40%	▲	▲		▲		←	0				0.75	0.69	0.68	0.33	
2	ALILNALOT	2.5	18	Yes	15.20%				▲		←	0				1.00	1.00	0.83	0.88	
3	WINNING CANDY	5 9/5	9/5	Yes	45.10%	▲	▲		▲	▲	←	0				0.73	0.79	1.00	0.90	
4	SLEIPNIR	3	15	Yes	19.60%						↓	-1.6				0.00	0.38	0.18	0.69	
5	RAISEDAROOOFCHAR	15	18	Maybe -1	17.80%	▲					←	0				0.20	0.63	0.51	0.77	
6	MANOLITO	20	175	Maybe -5	32.30%	▲	▲				←	0				0.18	0.35	0.33	0.48	
7	BIG JOHN	4	3.5	Yes	43.30%	▲	▲				←	0				0.17	0.46	0.51	1.00	

No.	HORSE	C-ZONE	PACE VIEW				1st
			E	EP	P	PC	
1	REMARKABLE MO	79.02%			2	1 5 6	
2	ALILNALOT	50.32%		4		3 7	
3	WINNING CANDY	43.97%					
4	SLEIPNIR	48.11%					
5	RAISEDAROOOFCHAR	41.21%					
6	MANOLITO	4.42%					
7	BIG JOHN	20.15%					



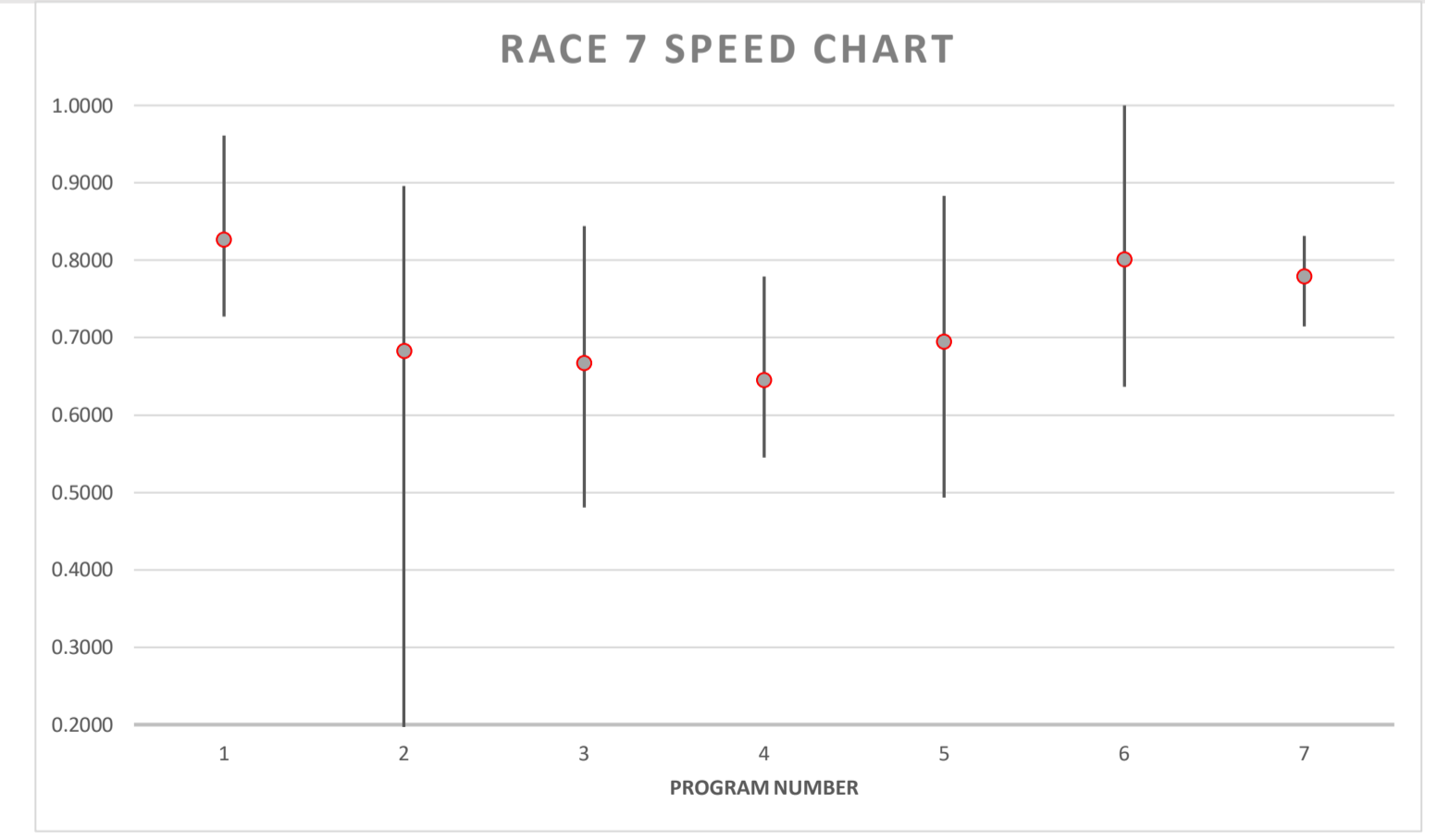
RACE 7 DISTANCE 1320 SURFACE D TYPE OClm 16000 PURSE \$26,000

SPEED # EDGE

No.	HORSE	SPREAD	SIM ODDS	1st CALL LEADER %	EARLY PACE	GAP	LATE PACE	GAP	TOTAL PACE	GAP
6	ALYVIA'S GIRL	4	2 3/2	5 29.0%	1 92.33		6 77.667	6.666667	6 167.33	6.66667
1			4.00	4 22.0%	5 90.67		2 71		2 160.67	
5			6.00	1 14.7%	6 89.67		3 67		1 157.00	
3			11.00	6 12.8%	2 89.67		1 64.667		5 153.67	
7			12.00	2 11.3%	7 89.33		5 63		7 152.33	
6			53.00	7 9.6%	4 82.67		7 63		3 149.33	

No.	Horse	ML Odds	SIM Odds	PAR Race	PAR+	Pace Improvement			Faster Fractions		Class Move	1st Timer (3 Max)	Last Work Bullet	Back Bullet	2nd Race PARability	Jockey Stats		Trainer Stats	
						Early	Mid	Late	1/4 MILE	1/2 MILE						Win	In the \$	Win	In the \$
1	MAJESTIC JO	4	4	Maybe -3	16.40%						↓	-2.2				1.00	1.00	0.48	0.67
2	LOVEUMOM	3.5	3/2	No	40.10%			▲			↑	1				0.52	0.66	0.56	0.64
3	EXHALE	10	11	No	0.00%	▲	▲	▲	▲	▲	↔	0				0.53	0.54	0.32	0.59
4	BITCOIN BABY	12	106	No	0.00%	▲			▲	▲	↑	1				0.43	0.57	0.38	0.55
5	VICKI VALE	2.5	6	No	11.80%				▲	▲	↑	2				0.37	0.63	1.00	1.00
6	ALYVIA'S GIRL	3	53	Yes	39.50%			▲			↔	0				0.47	0.58	0.28	0.49
7	PERFECT PINK	8	12	No	0.00%		▲		▲	▲	↔	0				0.71	0.79	0.39	0.58

No.	HORSE	C-ZONE	PACE VIEW				1st		
			E	EP	P	PC		C	NC
1	MAJESTIC JO	28.76%		2		5		1	
2	LOVEUMOM	45.83%		4				3	
3	EXHALE	77.74%		6					
4	BITCOIN BABY	26.25%		7					
5	VICKI VALE	31.35%							
6	ALYVIA'S GIRL	46.75%							
7	PERFECT PINK	77.74%							

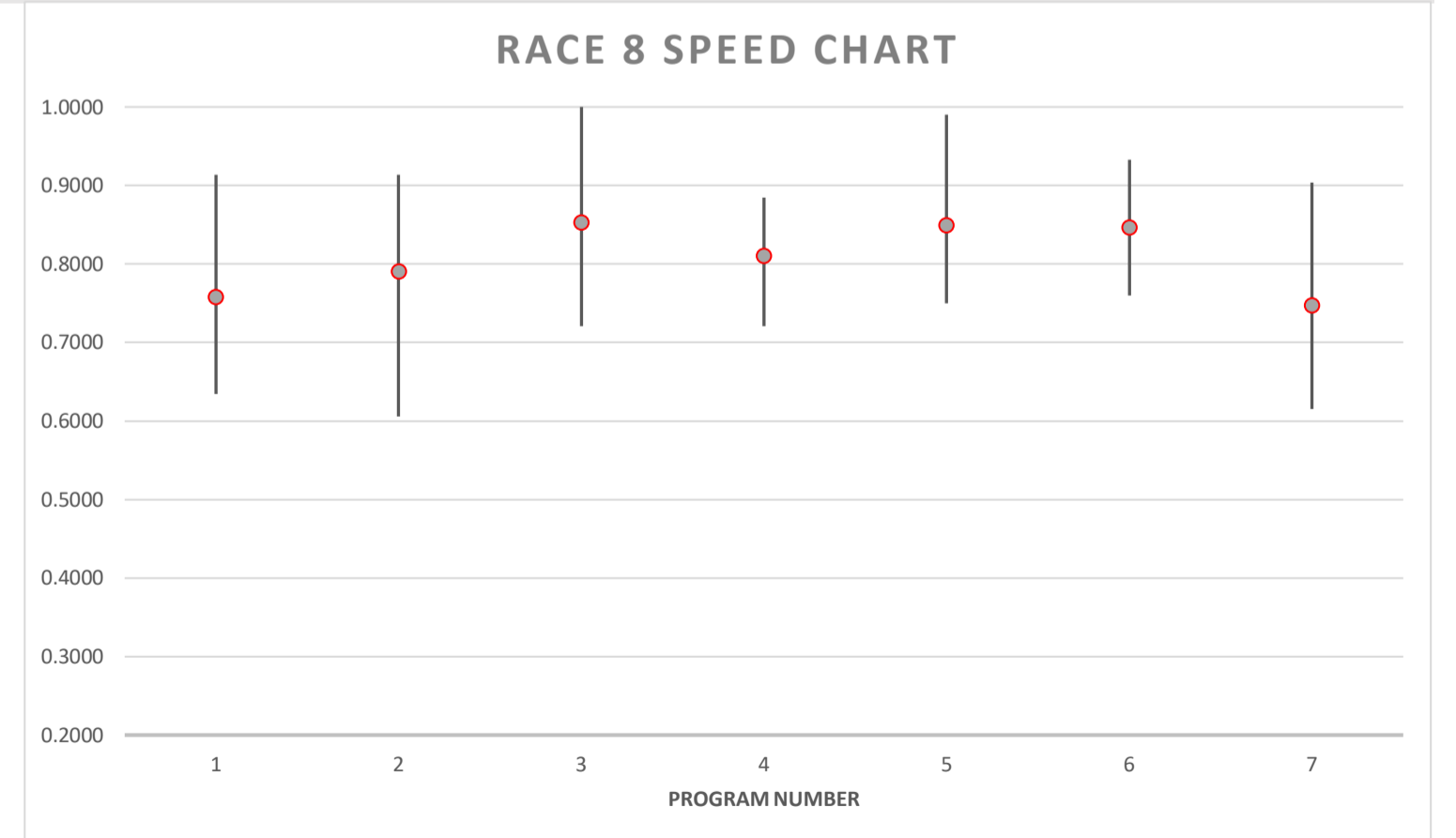


RACE 8 DISTANCE 1430 SURFACE D TYPE OCIm 5000n2x PURSE \$42,000

SPEED # EDGE		SPREAD	SIM ODDS	1st CALL LEADER %	EARLY PACE	GAP	LATE PACE	GAP	TOTAL PACE	GAP
1	PARTY AT SAM'S	4	5 2.50	7 33.0%	1 95.67		3 89.333		5 176.00	
			1 4.00	1 22.0%	7 91.00		4 87.667		4 175.33	
			4 6.00	6 21.3%	5 90.67		2 86		6 173.67	
			3 6.00	2 13.4%	6 88.00		6 85.667		2 173.67	
			2 8.00	5 8.4%	2 87.67		5 85.333		1 173.00	
			7 59.00	4 1.9%	4 87.67		1 77.333		3 166.00	

No.	Horse	ML Odds	SIM Odds	PAR Race	PAR+	Pace Improvement			Faster Fractions		Class Move	1st Timer	Last Work	Back	2nd Race	Jockey Stats		Trainer Stats	
						Early	Mid	Late	1/4 MILE	1/2 MILE						By Lengths	Win	In the \$	Win
1	PARTY AT SAM'S	2.5	4	Yes	32.30%	▲	▲	▲			▲	0.2				0.37	0.63	1.00	1.00
2	YOUNG SQUIRE	5	8	Yes	24.40%	▲	▲				▲	1				0.53	0.54	0.59	0.85
3	PRINCE OF RAIN	6	6	Yes	26.20%	▲	▲				▲	1				0.50	0.68	0.27	0.56
4	EAGLES CRY	6	6	Yes	33.60%	▲	▲		▲	▲	▼	-0.4				0.47	0.58	0.32	0.63
5	GET SET	3.5	2.5	Yes	45.70%	▲	▲	▲			▲	1				0.71	0.79	0.56	0.64
6	GOLDEN CANDY	3	89	Yes	13.40%			▲			▲	1.2				0.51	0.71	0.41	0.69
7	TUFF CONSTITUTION	8	59	Yes	4.60%	▲	▲	▲	▲	▲	▲	1.6				1.00	1.00	0.67	0.66

No.	HORSE	C-ZONE	PACE VIEW					1st	
			E	EP	P	PC	C		NC
1	PARTY AT SAM'S	22.04%	1				5	4	
2	YOUNG SQUIRE	27.69%		2				6	
3	PRINCE OF RAIN	91.07%							
4	EAGLES CRY	0.91%							
5	GET SET	83.79%							
6	GOLDEN CANDY	59.65%							
7	TUFF CONSTITUTION	32.97%							



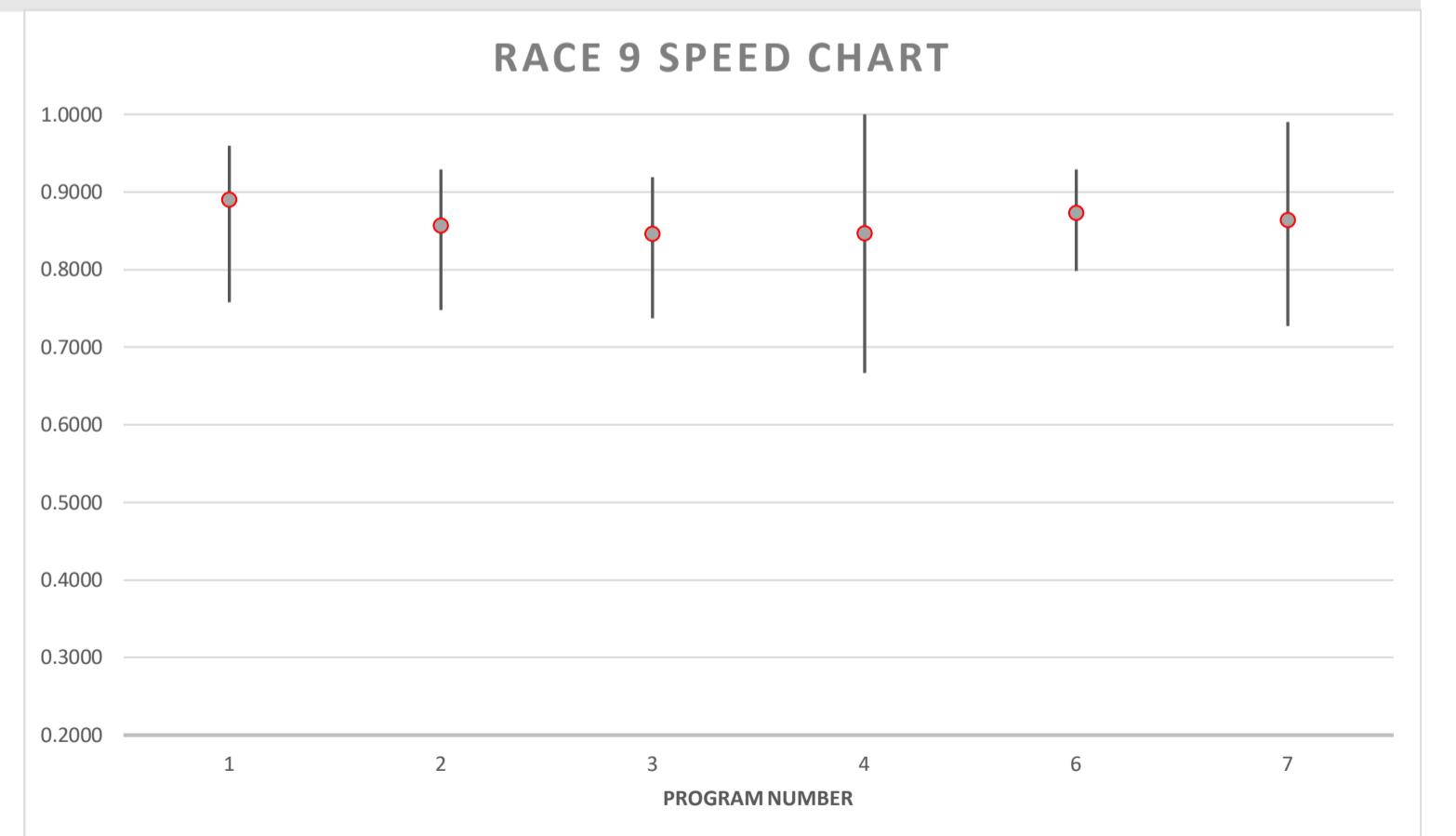


RACE 9 DISTANCE 1830 SURFACE D TYPE OCIm 5000n2x PURSE \$52,000

SPEED # EDGE		SPREAD	SIM ODDS	1st CALL LEADER %		EARLY PACE		GAP	LATE PACE		GAP	TOTAL PACE		GAP
No.	HORSE			6	30.2%	6	87.67		2	86.667		4	171.33	
4	JAMIE DREAMS	8	4 6/5	6	16.9%	4	86.67	4	84.667	6	169.33	6	169.33	
			3 6.00	4	15.7%	3	85.33	7	82.333	2	167.33	2	167.33	
			3 6.00	7	15.6%	1	84.33	6	81.667	3	165.67	3	165.67	
			2 7.00	1	13.1%	7	82.00	3	80.333	7	164.33	7	164.33	
			1 23.00	2	8.5%	7	80.67	1	73.333	1	157.67	1	157.67	
			7 38.00											

No.	Horse	ML Odds	SIM Odds	PAR Race	PAR+	Pace Improvement			Faster Fractions		Class Move	1st Timer	Last Work	Back	2nd Race	Jockey Stats		Trainer Stats	
						Early	Mid	Late	1/4 MILE	1/2 MILE						By Lengths	(3 Max)	Bullet	PARability
1	ELOQUIST	5	23	Yes	0.00%	▲	▲				←	0				1.00	1.00	0.56	0.64
2	MALIBU STAR	6	7	Maybe -2	13.20%	▲	▲				←	0				0.75	0.83	1.00	1.00
3	DEPOSITION	6	6	Maybe -3	15.90%			▲			↓	-0.6				0.26	0.58	0.00	0.40
4	JAMIE DREAMS	3	6/5	Yes	47.20%	▲	▲	▲			←	0				0.34	0.44	0.34	0.51
6	IN SPADES	4	6	Maybe -2	14.80%	▲	▲				↑	0.4				0.39	0.76	0.87	0.99
7	GREENER PASTURES	3.5	38	Yes	35.90%	▲	▲		▲	▲	↑	1.6				0.71	0.79	0.56	0.64

No.	HORSE	C-ZONE	PACE VIEW			PC	C	NC	1st
			E	EP	P				
1	ELOQUIST	45.46%		4	1		2	3	
2	MALIBU STAR	57.30%							
3	DEPOSITION	60.23%							
4	JAMIE DREAMS	15.75%							
6	IN SPADES	30.25%							
7	GREENER PASTURES	38.08%							



RACE 10 DISTANCE 1830 SURFACE D TYPE Clm 7500n2l PURSE \$21,000

SPEED # EDGE	No.	HORSE	SPREAD	SIM ODDS	1st CALL LEADER %	EARLY PACE	GAP	LATE PACE	GAP	TOTAL PACE	GAP
5	SUNNY SIDE UP	TIE	4	2.50	5 29.3%	5	87.33	9	76.667	4	158.00
			11	6.00	10 25.7%	8	84.33	4	75.333	9	153.67
			5	9.00	2 13.2%	7	83.33	1	72.667	5	151.33
			2	9.00	4 11.0%	10	83.00	3	70.333	7	151.33
			1	10.00	11 8.4%	4	82.67	7	68	11	148.00
			7	15.00	8 7.9%	11	81.00	11	67	3	145.00

No.	Horse	ML Odds	SIM Odds	PAR Race	PAR+	Pace Improvement			Faster Fractions		Class Move	1st Timer (3 Max)	Last Work Bullet	Back Bullet	2nd Race PARability	Jockey Stats		Trainer Stats	
						Early	Mid	Late	1/4 MILE	1/2 MILE						By Lengths	Win	In the \$	Win
1	RED HAIRD GAL	6	10	Yes	19.00%						↓	-1.8				1.00	1.00	0.44	0.67
2	SISTER EVE	12	9	Maybe -5	17.20%	▲	▲				↔	0				0.47	0.68	0.47	0.72
3	END OF THE RAINBO	12	36	Yes	0.00%					▲	↓	-1.2				0.08	0.42	0.28	0.33
4	ECHO LAKE	6	2.5	Yes	38.00%					▲	↑	0.2				0.52	0.66	0.29	0.42
5	SUNNY SIDE UP	6	9	Yes	16.90%	▲	▲				↑	1				0.00	0.18	0.54	0.87
6	LA SIERVA C	10	156	Yes	4.30%	▲	▲	▲			↔	0				0.21	0.41	0.36	0.66
7	SPANISH GIRL	5	15	Maybe -3	9.50%	▲	▲				↓	-1.2				0.34	0.44	0.00	0.34
8	FLAG SONG FLYIN	8	47	Maybe -2	0.00%	▲	▲	▲			↓	-1.2				0.12	0.36	0.68	0.74
9	JAYCE AND LIAM	4	18	Maybe -1	8.30%						↑	0.8				0.45	0.45	0.54	0.86
10	LADY ROBO	8	18	Yes	10.70%	▲	▲				↔	0				0.47	0.58	0.62	0.98
11	CALLIE RAE	3	6	Maybe -2	24.20%						↑	0.6				0.31	0.27	1.00	1.00

No.	HORSE	C-ZONE	PACE VIEW				1st
			E	EP	P	PC	
1	RED HAIRD GAL	46.05%	4		3		1
2	SISTER EVE	66.43%	5				2
3	END OF THE RAINBO	71.70%	8				6
4	ECHO LAKE	87.87%	9				7
5	SUNNY SIDE UP	68.10%	10				
6	LA SIERVA C	68.10%	11				
7	SPANISH GIRL	71.27%					
8	FLAG SONG FLYIN	87.87%					
9	JAYCE AND LIAM	54.83%					
10	LADY ROBO	61.16%					
11	CALLIE RAE	8.44%					

