

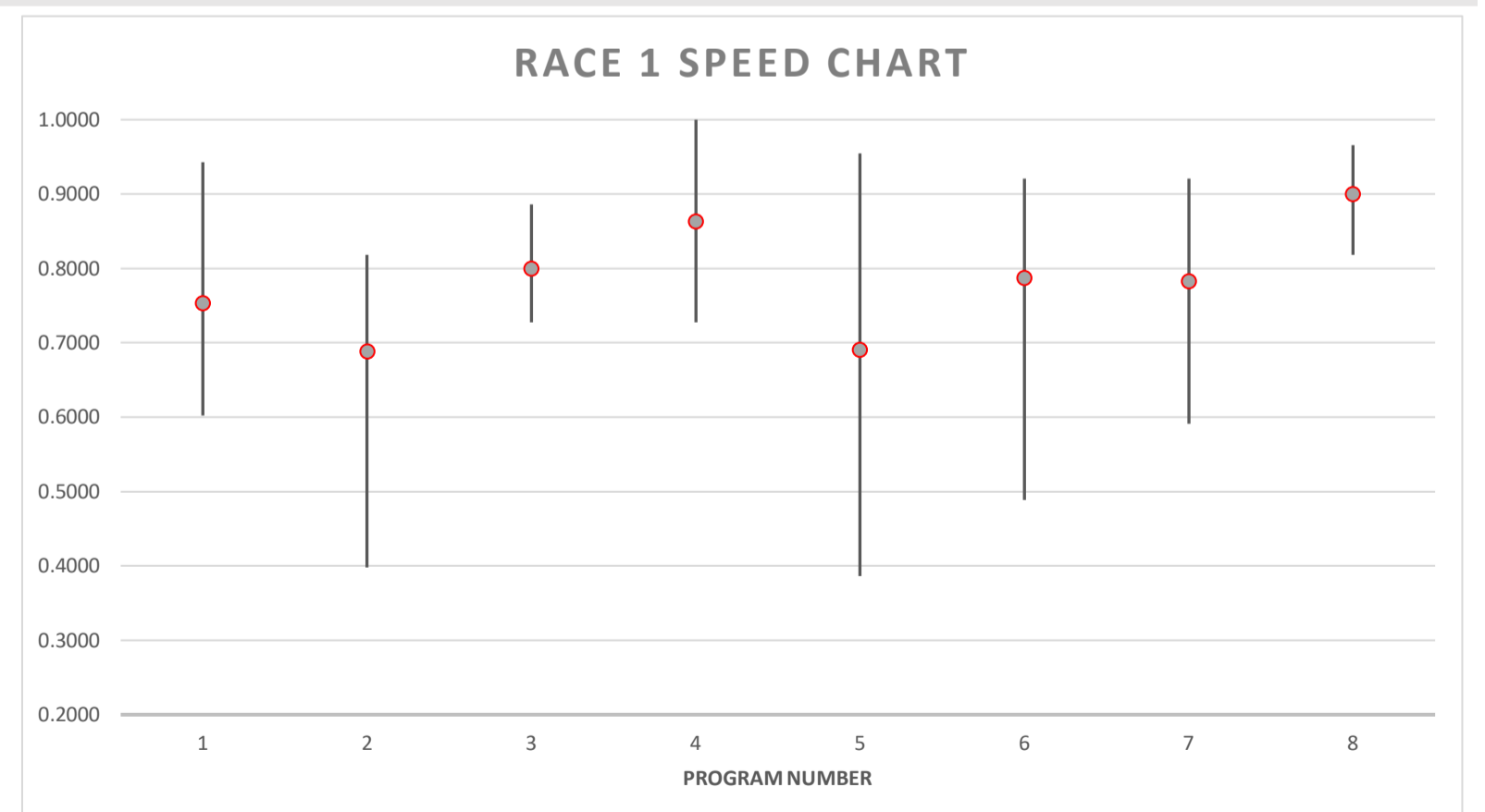
PRX 20250506 RACE 1 DISTANCE 1430 SURFACE D TYPE Clm 12500n3l PURSE \$23,000

SPEED # EDGE

No.	HORSE	SPREAD	SIM ODDS	1st CALL LEADER %	EARLY PACE	GAP	LATE PACE	GAP	TOTAL PACE	GAP
1	PONTIAC	5	7 4.00	2 32.6%	2	92.00 5.3333333	7 87.333	5.6666667	1 164.33	
			1 4.50	5 31.6%	1	86.67	4 81.667		4 161.67	
			8 4.50	8 14.1%	5	84.33	1 77.667		7 161.33	
			2 5.00	1 9.4%	8	81.67	8 77.667		8 159.33	
			4 6.00	4 4.6%	6	80.67	3 74.333		3 154.67	
			5 15.00	6 3.9%	3	80.33	6 68.333		2 154.33	

No.	Horse	ML Odd	SIM Odd	PAR Race	PAR+	----Pace Improvement--			-Faster Fractions-		Class Move	1st Timer	Last Work	Back	2nd Race	Jockey Stats		Trainer Stats	
						Early	Mid	Late	1/4 MILE	1/2 MILE						By Lengths	(3 Max)	Bullet	PARability
1	PONTIAC	3.5	4.5	Yes	24.40%	▲	▲	▲	▲	▲	▲	0.6				0.56	0.75	0.51	0.45
2	HAP'S VICTORY	12	5	No	20.70%	▲	▲				▲	0.4				0.64	0.74	0.30	0.52
3	IT'S A PITY	15	181	Maybe -5	0.00%						▼	-0.8				0.13	0.30	0.25	0.30
4	TWENTYEIGHTTOTH	1.6	6	Yes	18.90%	▲			▲		▼	-0.6				0.91	1.00	0.78	0.76
5	RYAN'S FLEET	10	15	Yes	8.50%						▼	-0.6				0.23	0.34	0.72	0.53
6	DOS DE OROS	10	99	Maybe -2	4.50%			▲	▲		▲	0.8				0.43	0.67	0.94	0.97
7	LIBERTY RUNNER	10	4	Maybe -2	27.00%		▲				▼	-0.8				0.47	0.46	0.72	0.53
8	PATRIARCHAL	2	4.5	Yes	27.10%			▲			▼	-0.8				1.00	0.87	1.00	1.00

No.	HORSE	C-ZONE	PACE VIEW				1st
			E	EP	P	PC	
1	PONTIAC	24.87%	1		4		3
2	HAP'S VICTORY	32.62%	2		8		6
3	IT'S A PITY	22.55%	5				
4	TWENTYEIGHTTOTH	74.96%	7				
5	RYAN'S FLEET	31.64%					
6	DOS DE OROS	52.94%					
7	LIBERTY RUNNER	88.95%					
8	PATRIARCHAL	17.56%					



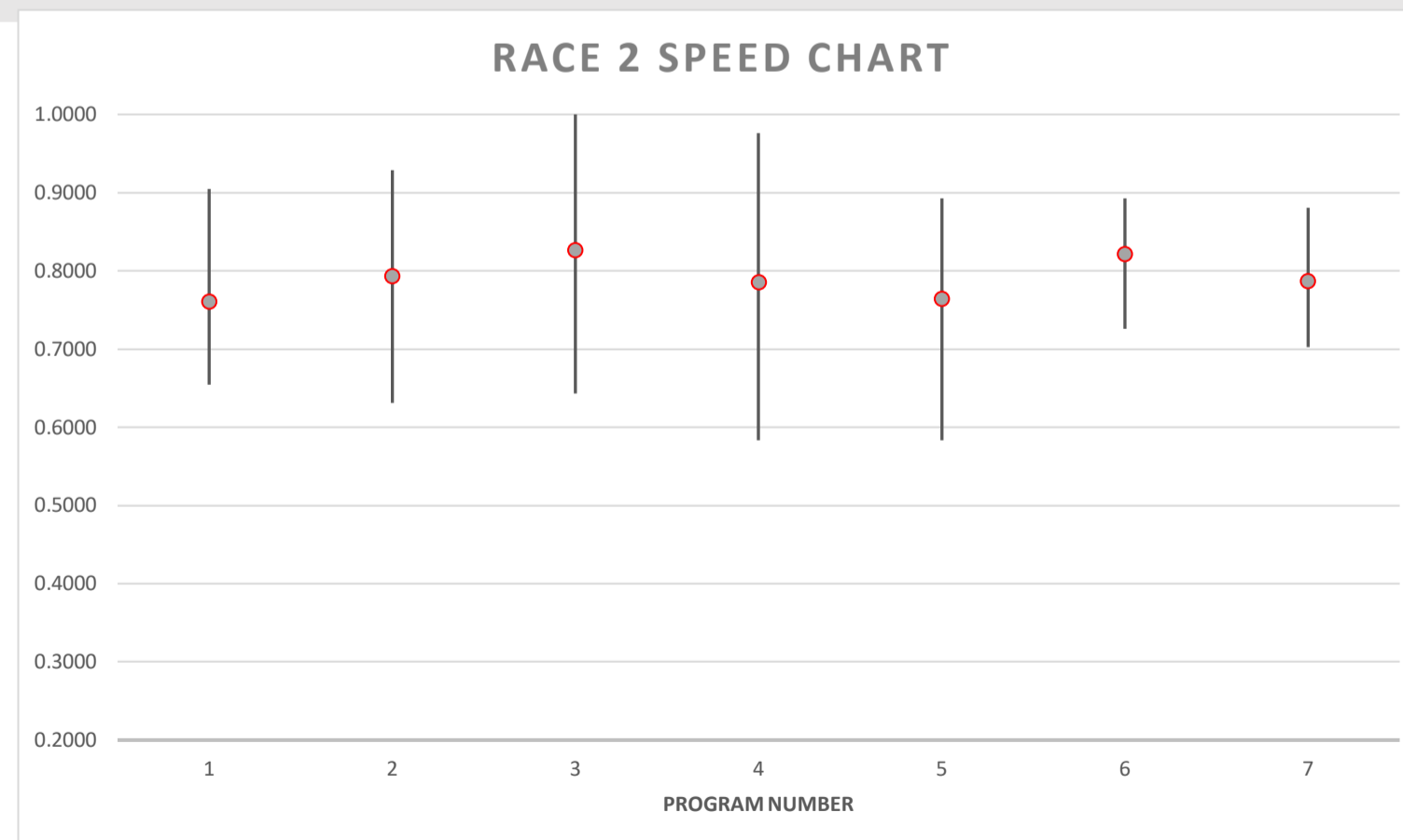
PRX 20250506 RACE 2 DISTANCE 1830 SURFACE D TYPE Clm 5000n2y PURSE \$18,000

SPEED # EDGE

No.	HORSE	SPREAD	SIM ODDS	1st CALL LEADER %	EARLY PACE	GAP	LATE PACE	GAP	TOTAL PACE	GAP
5	DOROTHY'S THE BO!	4	3 9/5	4 31.7%	4	86.67 8.3333333	7	80.667	3	156.33
			5 2.50	3 26.7%	3	78.33	3	78	7	154.67
			1 8.00	2 14.1%	1	77.67	1	74.333	1	152.00
			4 11.00	7 12.6%	2	77.00	6	74.333	5	149.00
			7 12.00	1 7.8%	5	76.33	5	72.667	2	143.67
			2 39.00	6 4.8%	7	74.00	2	66.667	6	143.00

No.	Horse	ML Odds	SIM Odds	PAR Race	PAR+	Pace Improvement			Faster Fractions		Class Move	1st Timer	Last Work	Back	2nd Race	Jockey Stats		Trainer Stats	
						Early	Mid	Late	1/4 MILE	1/2 MILE						Win	In the \$	Win	In the \$
1	ANNA ROCKS	8	8	Maybe -2	4.10%	▲	▲				←	0				0.11	0.63	0.67	0.78
2	HELEONORTIZ	15	39	Yes	0.00%	▲	▲				←	0				0.34	0.39	0.61	0.58
3	LIAM'S KISS	2 9/5	9/5	Yes	32.80%						←	0				1.00	0.87	0.60	0.72
4	OBSTINATE	8	11	Yes	6.60%	▲					↑	0.2				0.46	0.61	0.49	0.69
5	DOROTHY'S THE BO!	4.5	2.5	Maybe -3	29.10%		▲		▲	▲	↑	0.4				0.55	0.72	1.00	1.00
6	FAST MULE	3	82	Maybe -3	0.00%	▲	▲	▲			←	0				0.91	1.00	0.68	0.95
7	SIRENETTA	4	12	Maybe -4	0.00%	▲	▲		▲		↓	-0.2				0.49	0.54	0.51	0.74

No.	HORSE	C-ZONE	PACE VIEW							
			E	EP	P	PC	C	NC	1st	
1	ANNA ROCKS	61.61%	1		7			2		
2	HELEONORTIZ	32.02%								
3	LIAM'S KISS	0.00%	3							
4	OBSTINATE	75.16%	4							
5	DOROTHY'S THE BOS	0.00%						5		
6	FAST MULE	18.48%						6		
7	SIRENETTA	52.20%								



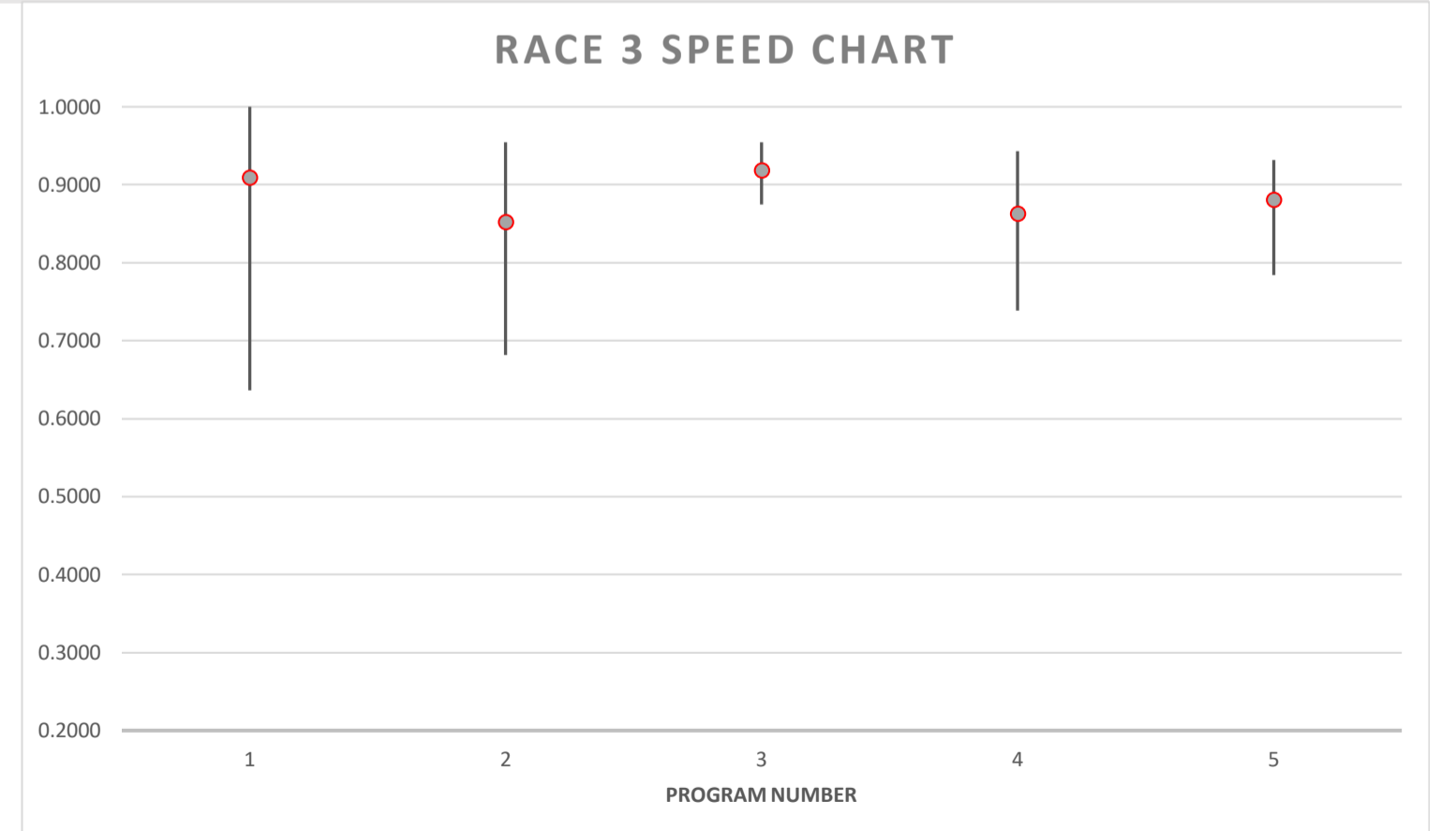
PRX 20250506 RACE 3 DISTANCE 1320 SURFACE D TYPE Clm 5000n2y PURSE \$18,000

SPEED # EDGE

No.	HORSE	SPREAD	SIM ODDS	1st CALL LEADER %	EARLY PACE	GAP	LATE PACE	GAP	TOTAL PACE	GAP
2	WIZARD SERRAT	TIE	2 2.50	3 40.8%	3 83.00		4 92		4 166.67	
			1 3.00	1 26.8%	5 81.67		1 88		3 165.00	
			4 3.50	5 18.8%	2 78.33		2 84.333		5 165.00	
			3 6.00	4 11.4%	1 76.00		5 83.333		1 164.00	
			5 18.00	2 2.2%	4 74.67		3 82		2 162.67	
			#N/A #N/A	#N/A #N/A	#N/A #N/A		#N/A #N/A		#N/A #N/A	

No.	Horse	ML Odds	SIM Odds	PAR Race	PAR+	Pace Improvement			Faster Fractions		Class Move	1st Timer	Last Work	Back	2nd Race	Jockey Stats		Trainer Stats	
						Early	Mid	Late	1/4 MILE	1/2 MILE						Win	In the \$	Win	In the \$
1	NIFTY	3	3	Yes	39.30%	▲	▲				▲	0.6				0.21	0.41	0.24	0.60
2	WIZARD SERRAT	2.5	2.5	Yes	42.70%	▲	▲				◀	0				0.54	0.72	0.48	0.93
3	AWESOME FOR SUR	1.6	6	Yes	34.30%		▲				▲	0.2				1.00	1.00	1.00	1.00
4	WE READY	6	3.5	Yes	40.20%	▲	▲		▲	▲	◀	0				0.99	0.89	0.35	0.31
5	HOTPOT	5	18	Maybe -1	17.50%	▲	▲		▲	▲	◀	0				0.67	0.91	0.80	0.95

No.	HORSE	C-ZONE	PACE VIEW						1st
			E	EP	P	PC	C	NC	
1	NIFTY	27.95%						1	
2	WIZARD SERRAT	15.80%						2	
3	AWESOME FOR SUR	8.49%						3	
4	WE READY	0.00%						4	
5	HOTPOT	0.00%						5	



PRX 20250506 RACE 4 DISTANCE 1430 SURFACE D TYPE OCIm 16000 PURSE \$18,000

SPEED # EDGE

No.	HORSE	SPREAD	SIM ODDS	1st CALL LEADER %	EARLY PACE	GAP	LATE PACE	GAP	TOTAL PACE	GAP
3	ROCK ME GENTLY	3	2 2.50	3 35.5%	3 90.67		1 82		3 167.00	
			3 3.50	2 28.4%	6 88.33		2 79.667		6 165.67	
			1 3.50	6 19.7%	2 83.67		6 77.333		1 165.33	
			5 5.00	5 11.2%	1 83.33		3 76.333		2 163.33	
			4 69.00	1 5.2%	5 79.00		5 75.667		5 154.67	
			6 69.00	4 0.1%	4 73.33		4 73		4 146.33	

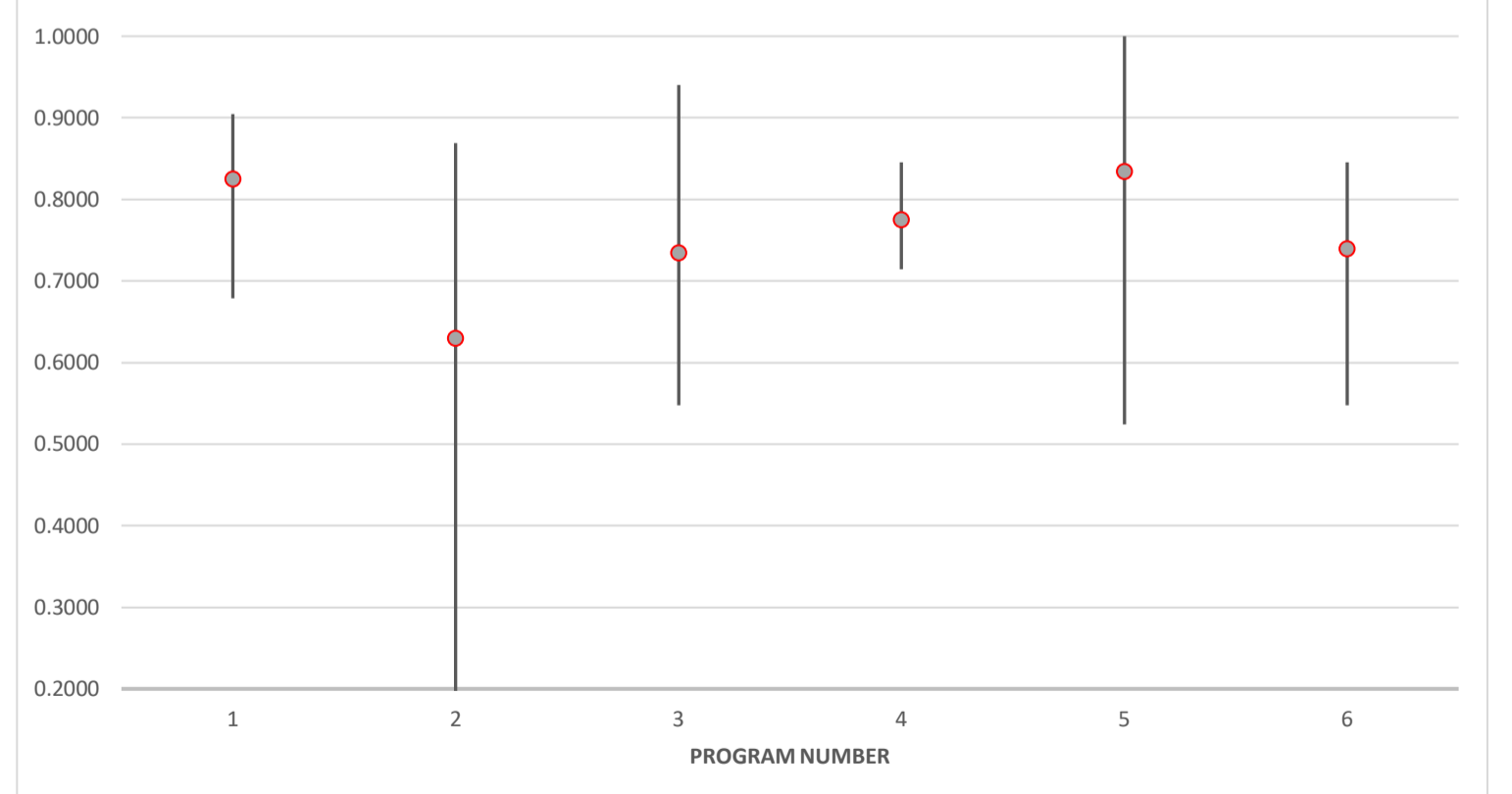
No.	Horse	ML Odds	SIM Odds	PAR Race	PAR+	----Pace Improvement-- -Faster Fractions-			1/4 MILE	1/2 MILE	Class Move	By Lengths	1st Timer (3 Max)	Last Work Bullet	Back Bullet	2nd Race PARability	Jockey Stats		Trainer Stats	
						Early	Mid	Late									Win	In the \$	Win	In the \$
1	APOLLONIA VITELLI	1.8	3.5	No	27.80%	▲	▲	▲			▲	0.8					0.61	0.73	0.77	0.83
2	LADY ANNABELLE	6	2.5	No	33.90%	▲	▲	▲			↔	0					0.70	0.65	0.37	0.46
3	ROCK ME GENTLY	1.6	3.5	Maybe -3	31.50%	▲	▲	▲			↔	0					1.00	1.00	0.94	1.00
4	ROYAL PARTY	15	69	No	0.00%	▲	▲		▲		▼	-0.2					0.41	0.47	0.30	0.55
5	MELODY'S KISS	10	5	Yes	21.40%			▲			↔	0					0.56	0.71	0.52	0.63
6	ON PARADISE HILL	4	69	No	14.90%	▲	▲		▲	▲	▲	0.6					0.48	0.70	1.00	0.86

No.	HORSE	C-ZONE
1	APOLLONIA VITELLI	38.80%
2	LADY ANNABELLE	48.08%
3	ROCK ME GENTLY	35.52%
4	ROYAL PARTY	63.36%
5	MELODY'S KISS	11.06%
6	ON PARADISE HILL	13.78%

PACE VIEW

E	EP	P	PC	C	NC	1st
3		6	1	2	4	
				5		

RACE 4 SPEED CHART



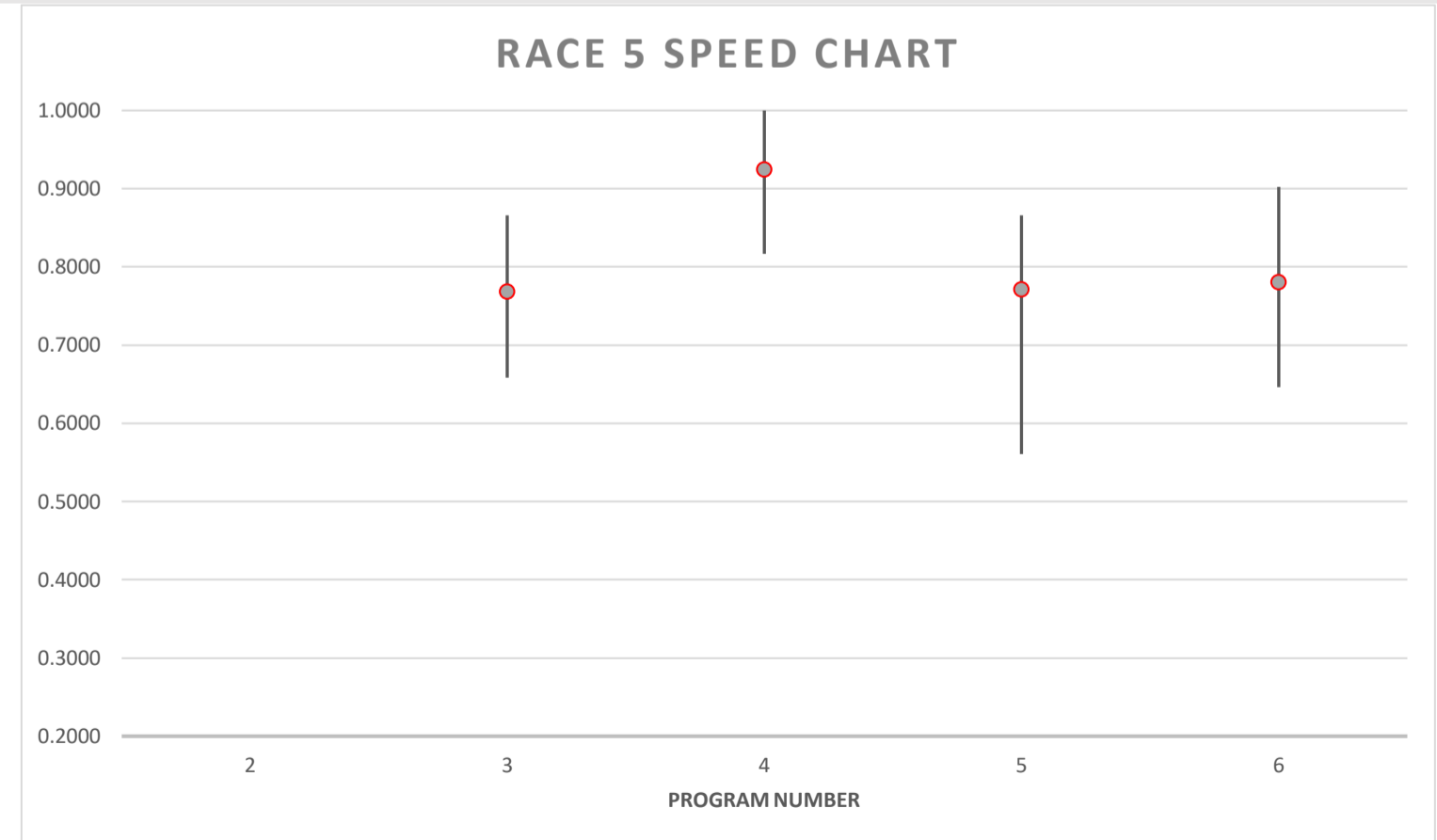
PRX 20250506 RACE 5 DISTANCE 1430 SURFACE D TYPE Md 25000 PURSE \$26,000

SPEED # EDGE

No.	HORSE	SPREAD	SIM ODDS	1st CALL LEADER %	EARLY PACE	GAP	LATE PACE	GAP	TOTAL PACE	GAP
4	ADDYSON'S DREAM	4	5 2.00 4 3.50 2 4.00 3 8.00 6 11.00 #N/A #N/A	6 34.9% 5 33.1% 3 21.3% 4 10.7% 2 0.0% #N/A #N/A	6 92.33 5 90.33 4 87.33 3 84.67 2 0.00 #N/A #N/A	4 73.667 5 71.333 3 71.333 6 62.333 2 0 #N/A #N/A	5 161.67 4 161.00 3 156.00 6 154.67 #N/A #N/A #N/A #N/A			

No.	Horse	ML Odds	SIM Odds	PAR Race	PAR+	----Pace Improvement-- -Faster Fractions-			Class Move	1st Timer	Last Work	Back	2nd Race	Jockey Stats		Trainer Stats	
						Early	Mid	Late						1/4 MILE	1/2 MILE	By Lengths	(3 Max)
2	IRIE VIBES	15	4	No	16.30%				↑	15.8	1.61			0.64	0.74	0.08	0.32
3	AIRMAN TREVOR	3.5	8	No	4.10%	▲	▲	▲	↓	-0.4				0.46	0.61	0.26	0.57
4	ADDYSON'S DREAM	2	3.5	Yes	16.40%		▲	▲	←	0				1.00	0.87	0.25	0.53
5	MATZOBALL MUHAI	6	2	No	31.00%			▲	▲	0.8				0.91	1.00	1.00	1.00
6	CURIOUS SOUL	1.8	11	Maybe -5	4.70%	▲	▲	▲	▲	0.4				0.46	0.65	0.34	0.71

No.	HORSE	C-ZONE	PACE VIEW				1st
			E	EP	P	PC	
2	IRIE VIBES	0.00%					2
3	AIRMAN TREVOR	16.70%					
4	ADDYSON'S DREAM	66.42%			4		
5	MATZOBALL MUHAN	52.80%					
6	CURIOUS SOUL	34.89%					



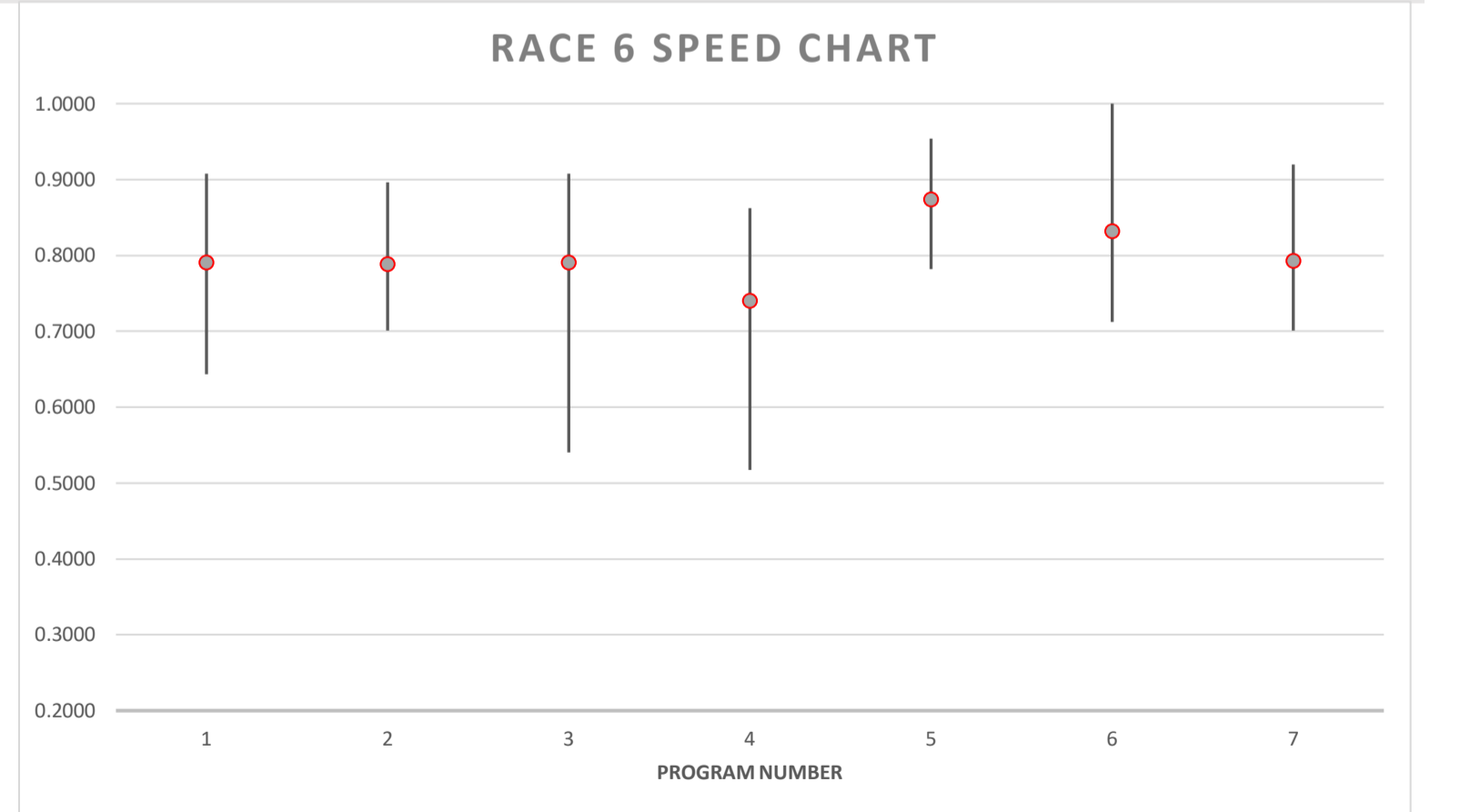
PRX 20250506 RACE 6 DISTANCE 1430 SURFACE D TYPE Clm 7500 PURSE \$24,000

SPEED # EDGE

No.	HORSE	SPREAD	SIM ODDS	1st CALL LEADER %	EARLY PACE	GAP	LATE PACE	GAP	TOTAL PACE	GAP
6	BRIGHT KOHANA	4	5 3/2	6 49.1%	6 90.67		2 85.333		6 172.67	6.6667
			3 3.50	5 17.8%	5 88.67		6 82		5 166.00	
			1 8.00	3 17.0%	1 82.33		1 79		2 163.00	
			2 9.00	1 6.5%	3 79.67		5 77.333		1 161.33	
			7 12.00	4 4.9%	7 79.67		7 74.667		7 154.33	
			6 49.00	7 2.4%	2 77.67		4 72		3 150.00	

No.	Horse	ML Odds	SIM Odds	PAR Race	PAR+	----Pace Improvement--			-Faster Fractions-		Class Move	1st Timer	Last Work	Back	2nd Race	Jockey Stats		Trainer Stats	
						Early	Mid	Late	1/4 MILE	1/2 MILE						By Lengths	(3 Max)	Bullet	Bullet
1	BOCA ROYALTY	6	8	Yes	32.00%	▲	▲		▲	▲	↓	0				0.74	0.62	0.24	0.53
2	SNOW LAKE	5	9	Yes	34.50%	▲	▲	▲			↔	0				0.25	0.75	0.40	0.56
3	CLASSY MISS	12	3.5	Yes	41.80%			▲			↓	-1.6				0.21	0.41	0.26	0.45
4	K D KAKES	15	1087	Yes	0.00%	▲	▲		▲	▲	↔	0				0.19	0.65	0.68	1.00
5	OLD HEAD	3	3/2	Yes	67.60%			▲			↔	0				1.00	1.00	0.60	0.95
6	BRIGHT KOHANA	2	49	Yes	65.90%	▲	▲	▲	▲	▲	↓	-0.6				0.67	0.91	0.80	0.83
7	WAITWAITDONTTEL	4	12	Yes	30.40%	▲	▲	▲			↓	-0.4				0.79	0.98	1.00	0.88

No.	HORSE	C-ZONE	PACE VIEW			PC	C	NC	1st
			E	EP	P				
1	BOCA ROYALTY	8.95%				5	1		
2	SNOW LAKE	67.47%	3	6					
3	CLASSY MISS	16.96%							
4	K D KAKES	24.60%					4		
5	OLD HEAD	68.97%							
6	BRIGHT KOHANA	72.04%							
7	WAITWAITDONTTEL	55.64%							

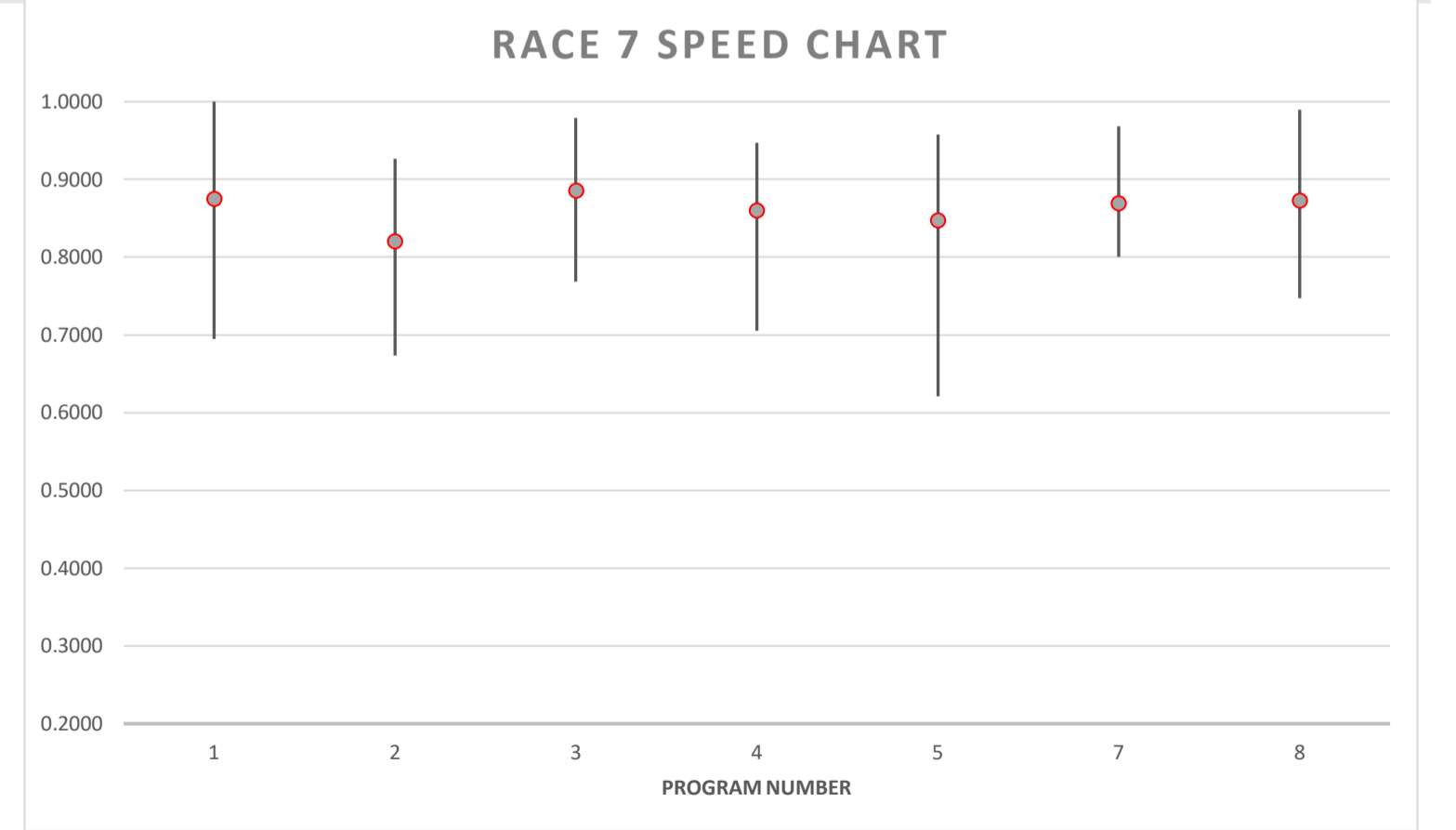


PRX 20250506 RACE 7 DISTANCE 1830 SURFACE D TYPE Clm 25000b PURSE \$32,000

SPEED # EDGE		SPREAD	SIM ODDS	1st CALL LEADER %	EARLY PACE	GAP	LATE PACE	GAP	TOTAL PACE	GAP
No.	HORSE	NO PICKS	1 9/5	1 43.7%	1	86.00	4 92.667		1 174.33	5.66667
			5 2.50	2 19.5%	5	82.67	1 88.333		5 168.67	
			8 6.00	8 12.8%	2	81.67	8 87.333		7 166.00	
			2 15.00	3 10.3%	7	81.33	5 86		8 165.33	
			4 19.00	7 7.4%	8	78.00	7 84.667		4 163.00	
			3 43.00	5 6.0%	3	75.33	3 82.333		2 158.00	

No.	Horse	ML Odds	SIM Odds	PAR Race	PAR+	----Pace Improvement-- -Faster Fractions-			1/4 MILE	1/2 MILE	Class Move	By Lengths	1st Timer (3 Max)	Last Work Bullet	Back Bullet	2nd Race PARability	Jockey Stats		Trainer Stats	
						Early	Mid	Late									Win	In the \$	Win	In the \$
1	OPTIC WAY	4 9/5	9/5	Yes	54.20%	▲	▲		▲	▲	▲	0.4					0.55	0.72	0.80	0.79
2	MARTY'S MAGIC	8	15	Maybe -1	23.20%	▲	▲	▲	▲	▲	▲	0.4					0.56	0.71	0.64	0.81
3	DREAMING OF GERR	2	43	Yes	6.20%						▼	-0.4					0.61	0.72	0.92	0.76
4	PRINCE OF CHILL	15	19	Yes	17.50%			▲			↔	0					0.47	0.67	0.41	0.58
5	EPIC LUCK	6	2.5	Yes	49.30%			▲	▲		▲	0.4					0.51	0.65	0.50	0.54
7	GROUP TICKET	3	54	Yes	30.10%			▲			↔	0					1.00	1.00	0.80	0.79
8	HOKU	6	6	Yes	38.30%	▲			▲		▼	-1					0.48	0.70	1.00	1.00

No.	HORSE	C-ZONE	PACE VIEW					
			E	EP	P	PC	C	NC
1	OPTIC WAY	43.65%	1					
2	MARTY'S MAGIC	48.04%						
3	DREAMING OF GERR	67.95%						
4	PRINCE OF CHILL	81.46%						
5	EPIC LUCK	22.19%						
7	GROUP TICKET	55.98%						
8	HOKU	24.11%						

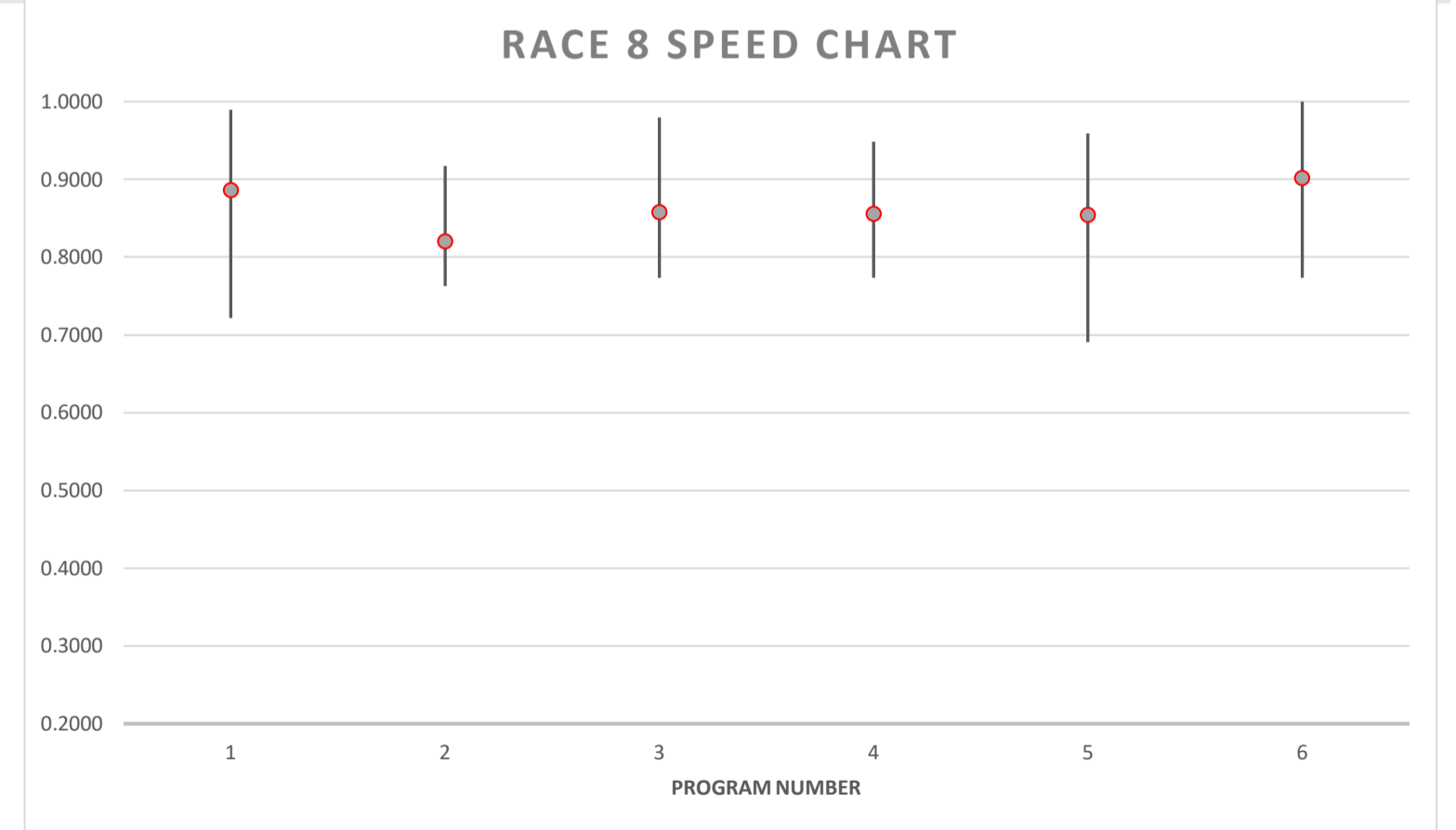


PRX 20250506 RACE 8 DISTANCE 1760 SURFACE D TYPE Clm 40000b PURSE \$35,000

SPEED # EDGE		SPREAD	SIM ODDS	1st CALL LEADER %		EARLY PACE		GAP	LATE PACE		GAP	TOTAL PACE	
No.	HORSE			1	2	4	2		1	6		3	2
6	ELOQUIST	4	1 2.00	4 38.9%	4 88.00	6 89.333	2 168.67						
			3 3.50	2 22.7%	2 85.00	3 85.333	6 167.67						
			5 6.00	1 20.0%	1 82.00	2 83.667	4 166.67						
			2 8.00	3 12.2%	6 78.33	1 80.667	1 162.67						
			4 9.00	6 5.7%	5 78.33	4 78.667	3 160.67						
			6 39.00	5 0.5%	3 75.33	5 77.333	5 155.67						

No.	Horse	ML Odds	SIM Odds	PAR Race	PAR+	----Pace Improvement-- -Faster Fractions-			1/4 MILE	1/2 MILE	Class Move	By Lengths	1st Timer (3 Max)	Last Work Bullet	Back Bullet	2nd Race PARability	Jockey Stats		Trainer Stats	
						Early	Mid	Late									Win	In the \$	Win	In the \$
1	JUST CALL RAY	2.5	2	Yes	27.80%	▲	▲	▲		←	0	1.00	0.87	1.00	1.00					
2	I FEELUCKY TONITE	5	8	Maybe -2	0.00%	▲	▲			↓	-0.4	0.43	0.67	0.65	0.84					
3	TIME TO CRUISE	8	3.5	Yes	19.00%				▲	←	0	0.52	0.64	0.71	0.90					
4	EAGLES CRY	8	9	Yes	0.00%	▲	▲	▲	▲	↓	-0.4	0.46	0.61	0.55	0.78					
5	PRAETORIAN GUARD	8	6	Yes	10.60%					←	0	0.43	0.70	0.84	0.86					
6	ELOQUIST	1.2	39	Yes	47.00%	▲	▲	▲		↓	-0.6	0.91	1.00	1.00	1.00					

No.	HORSE	C-ZONE	PACE VIEW					1st
			E	EP	P	PC	C	
1	JUST CALL RAY	5.29%			3	1	2	4
2	I FEELUCKY TONITE	27.44%					5	
3	TIME TO CRUISE	31.21%					6	
4	EAGLES CRY	0.00%						
5	PRAETORIAN GUARD	1.52%						
6	ELOQUIST	4.93%						

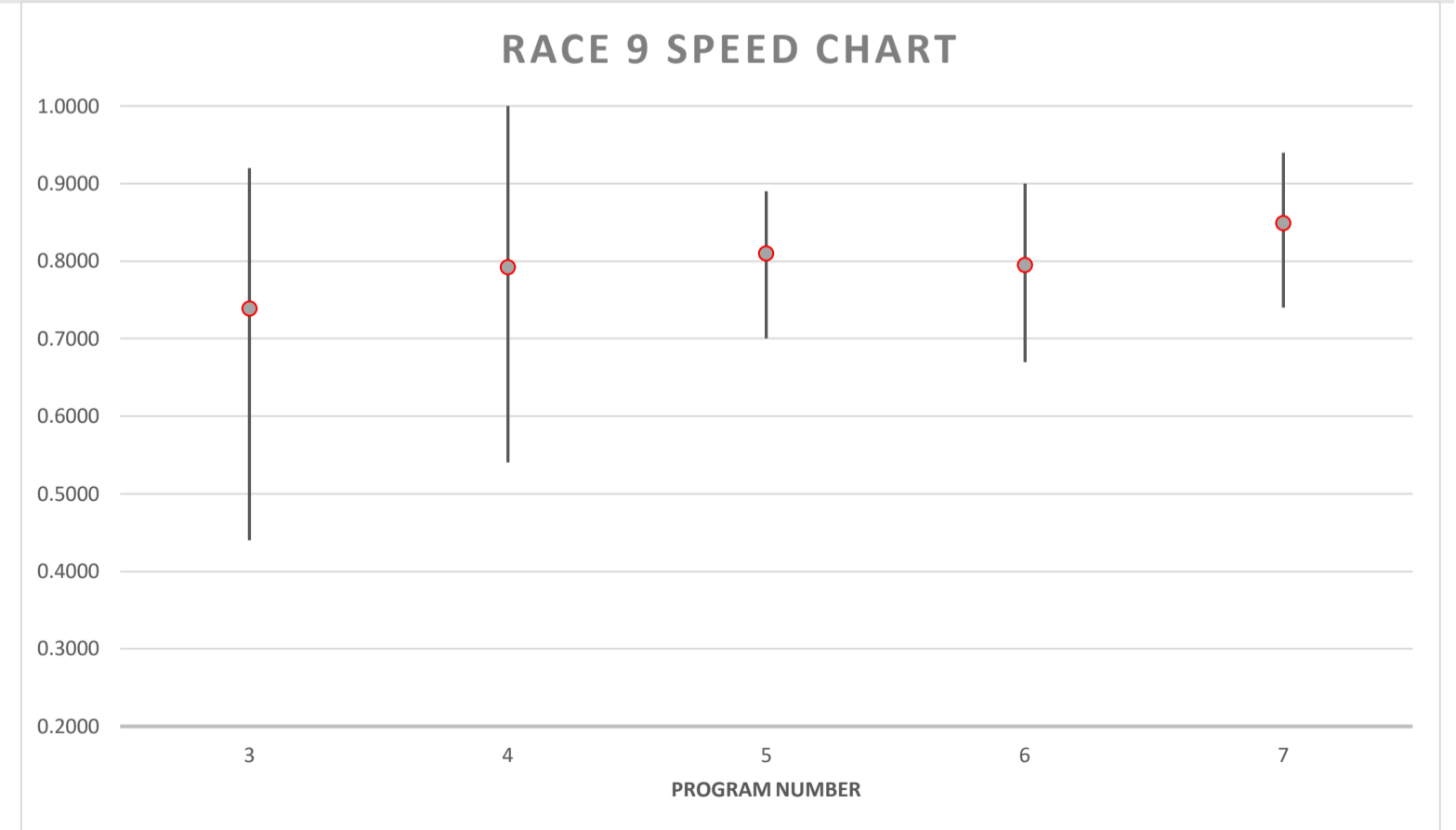


PRX 20250506 RACE 9 DISTANCE 1540 SURFACE D TYPE OCIm 5000n2x PURSE \$52,000

SPEED # EDGE		SPREAD	SIM ODDS		1st CALL LEADER %		EARLY PACE		GAP	LATE PACE		GAP	TOTAL PACE		GAP
No.	HORSE		#				#			#			#		
7	PACHELBEL	6	3	2.00	4	33.4%	3	90.33		6	86.333		3	175.00	
			4	2.50	3	27.3%	4	89.00		3	84.667		6	171.67	
			6	4.50	5	16.4%	5	89.00		7	82.667		7	165.67	
			7	7.00	6	13.6%	6	85.33		4	76.333		4	165.33	
			5	25.00	7	9.3%	7	83.00		5	74.667		5	163.67	
			#N/A	#N/A	#N/A	#N/A	#N/A	#N/A		#N/A	#N/A		#N/A	#N/A	

No.	Horse	ML Odds	SIM Odds	PAR Race	PAR+	----Pace Improvement-- -Faster Fractions-				Class Move	1st Timer	Last Work	Back	2nd Race	Jockey Stats		Trainer Stats		
						Early	Mid	Late	1/4 MILE						1/2 MILE	By Lengths	(3 Max)	Bullet	PARability
3	EDGE OF TOWN	5	2	Yes	43.80%					▲	▲	▲	▲	▲	▲	1.00	0.87	0.96	0.82
4	BELLA QUEEN	6	2.5	Yes	39.90%	▲				▲						0.63	0.65	0.45	0.71
5	MARY Q	2	25	Maybe -2	5.60%											0.91	1.00	1.00	0.94
6	ECLAIR BLANC	6	4.5	Maybe -1	32.60%	▲										0.43	0.67	0.72	0.84
7	PACHELBEL	3	7	Yes	25.10%			▲								0.87	0.85	0.69	1.00

No.	HORSE	C-ZONE	PACE VIEW				1st
			E	EP	P	PC	
3	EDGE OF TOWN	87.50%					
4	BELLA QUEEN	79.65%	4				
5	MARY Q	40.05%			5	3	6
6	ECLAIR BLANC	36.95%					
7	PACHELBEL	45.16%				7	



PRX 20250506 RACE 10 DISTANCE 1320 SURFACE D TYPE Md Sp Wt PURSE \$50,000

SPEED # EDGE		SPREAD	SIM ODDS	1st CALL LEADER %	EARLY PACE	GAP	LATE PACE	GAP	TOTAL PACE	GAP
No.	HORSE	NO PICKS								
			3 2.50	8 32.3%	8 95.67		3 81.667	6.33333333	3 165.33	6.66667
			4 3.00	7 21.6%	7 92.00		2 75.333		6 158.67	
			5 7.00	4 16.4%	6 90.33		4 71.333		4 158.00	
			9 10.00	6 13.6%	5 89.00		1 68.5		2 155.00	
			2 14.00	5 13.4%	4 86.67		6 68.333		1 154.00	
			8 20.00	3 2.4%	1 85.50		5 64		5 153.00	

No.	Horse	ML Odds	SIM Odds	PAR Race	PAR+	Pace Improvement			Faster Fractions		Class Move	1st Timer (3 Max)	Last Work Bullet	Back Bullet	2nd Race PARability	Jockey Stats		Trainer Stats	
						Early	Mid	Late	1/4 MILE	1/2 MILE						Win	In the \$	Win	In the \$
1	FROSTED LACE	8	40	No	0.00%											0.42	0.66	0.47	0.72
2	DADOO	6	14	No	0.00%	▲	▲	▲								0.61	0.72	0.57	1.00
3	SWEET DISTRACTION	4.5	2.5	No	27.50%	▲										0.41	0.47	0.22	0.54
4	ALYVIA MAVIS	3.5	3	Yes	21.80%			▲								0.51	0.61	0.48	0.70
5	MATCH FIVE	10	7	No	7.90%			▲								0.53	0.83	0.00	0.57
6	LEILAUNI SUE	6	39	Maybe -2	20.20%				▲							0.25	0.42	0.85	0.84
7	PEACHY PROMISES	6	72	No	0.00%											0.61	0.73	0.39	0.80
8	BAILOUT BILLY	3	20	No	0.00%			▲								1.00	1.00	0.71	0.99
9	ULTRA CAMEO	8	10	No	4.30%							3.00	✓	✓		0.62	0.75	1.00	0.83

No.	HORSE	C-ZONE	PACE VIEW				
			E	EP	P	PC	1st
1	FROSTED LACE	0.54%					
2	DADOO	77.06%					
3	SWEET DISTRACTION	79.22%					
4	ALYVIA MAVIS	40.02%					
5	MATCH FIVE	52.76%					
6	LEILAUNI SUE	89.88%					
7	PEACHY PROMISES	44.90%					
8	BAILOUT BILLY	39.66%					
9	ULTRA CAMEO	0.00%					

