



**See the Edge in Every Race**  
**CHURCHILL DOWNS 06/03/2026**

How to Use Smart Sheets → <https://horseracingtoday.net/wp-content/uploads/2026/03/HRTSmartSheetsExplanations.pdf>

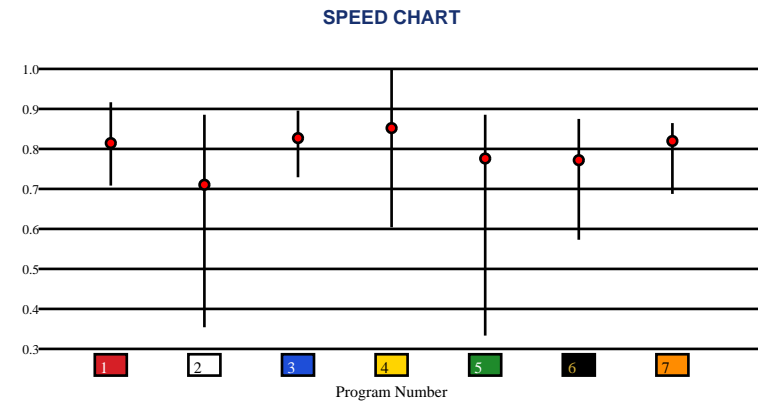
Race	Distance	Surface	Race Type	Purse
<a href="#"><u>Race 1</u></a>	1 Mile	Dirt	Claiming	\$45,000
<a href="#"><u>Race 2</u></a>	6 Furlongs	Dirt	Claiming	\$50,000
<a href="#"><u>Race 3</u></a>	1 Mile	Dirt	Maiden Claiming	\$72,000
<a href="#"><u>Race 4</u></a>	6 1/2 Furlongs	Dirt	Claiming	\$60,000
<a href="#"><u>Race 5</u></a>	1 Mile	Turf	Maiden Claiming	\$67,000
<a href="#"><u>Race 6</u></a>	6 Furlongs	Dirt	Maiden Special Weight	\$92,000
<a href="#"><u>Race 7</u></a>	6 1/2 Furlongs	Dirt	Allowance	\$127,000
<a href="#"><u>Race 8</u></a>	5 1/2 Furlongs	Turf	Allowance Optional Claiming	\$141,000
<a href="#"><u>Race 9</u></a>	5 1/2 Furlongs	Dirt	Maiden Claiming	\$57,000
<a href="#"><u>Appendix</u></a>			Smart Sheets Reference Guide	

# CHURCHILL DOWNS | 06/03/2026 | Race 1 | 1 Mile | Dirt | Claiming | Purse: \$45,000

Speed # Edge (>=3)	SIM Odds		SIM Speed #		1st Call Leader		Early Pace		Late Pace		Total Pace	
5	8/5	4	82.3	4	35.5%	4	84.7	4	82.0	4	166.7	
4	9/5	5	81.5	5	17.6%	7	83.0	5	81.0	5	162.7	
1	9-1	1	77.6	2	14.2%	5	81.7	1	76.7	7	157.0	
6	13-1	3	76.3	6	14.0%	2	81.3	3	76.7	1	154.7	
3	15-1	7	75.5	7	11.7%	6	78.3	6	74.7	3	153.3	
7	23-1	6	73.4	1	5.8%	1	78.0	7	74.0	6	153.0	

Pace / Improvement / Times																				
No.	Horse	ML Odds	SIM Odds	PAR	PAR+	Early	Mid	Late	1/4	1/2	Class Move	Move by Lengths	1st Timer (3 Max)	Bullet & Go	Back Bullet	2nd Race Parability	Jockey Win	Jockey ITM	Trainer Win	Trainer ITM
1	KING OF HOLLYWOOD	9/2	9-1	YES	28.0%	▲			▲		▼	-1.2					0.23	0.59	0.56	0.83
2	TWIRLING TROILLET	10-1	499-1	YES	0.0%	▲	▲		▲	▲	▼	-0.4					0.42	0.67	0.56	0.35
3	HOODLUM	6-1	15-1	YES	17.6%	▲	▲	▲	▲	▲	→	0.0					0.77	1.00	0.85	0.99
4	MIDNIGHT WEST	8/5	9/5	YES	47.2%			▲			▼	-1.8					0.54	0.45	0.08	0.48
5	BOLT AT MIDNIGHT	5/2	8/5	YES	48.9%	▲		▲	▲		→	0.0					0.46	0.91	0.58	1.00
6	NIP N TUCK	20-1	13-1	YES	23.1%						▼	-0.2					0.37	0.33	0.31	0.61
7	SLIM SLOW SLIDER	8-1	23-1	YES	8.4%			▲			▼	-1.2					1.00	0.91	1.00	0.82

No.	CZone %	E (CZ%)	EP (CZ%)	P (CZ%)	PC (CZ%)	C (CZ%)	ANY (CZ%)	N/A (CZ%)	1st
4	60.3%		4 (60.3%)	1 (11.0%)		3 (0.0%)			
5	56.7%		5 (56.7%)	2 (21.9%)		6 (12.5%)			
2	21.9%			7 (16.9%)					
7	16.9%								
6	12.5%								
1	11.0%								



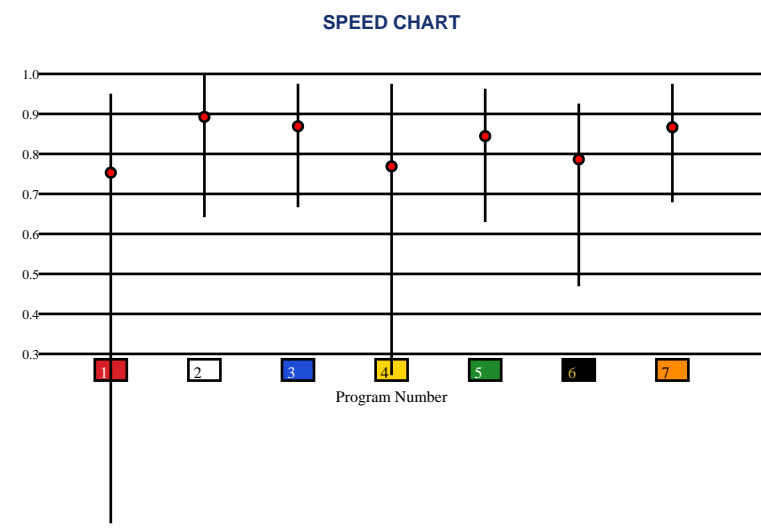


# CHURCHILL DOWNS | 06/03/2026 | Race 2 | 6 Furlongs | Dirt | Claiming | Purse: \$50,000

Speed # Edge (>=3)		SIM Odds		SIM Speed #		1st Call Leader		Early Pace		Late Pace		Total Pace	
2	5	1	9/5	2	77.0	5	31.0%	6	92.0	2	79.3	2	167.0
		4	3-1	7	73.3	6	25.9%	5	89.3	7	77.3	1	165.0
		2	4-1	3	72.6	1	13.7%	4	88.3	1	76.7	7	163.0
		7	10-1	1	72.5	4	12.1%	1	88.3	3	74.3	5	160.7
		3	10-1	4	70.1	2	10.2%	2	87.7	5	71.3	4	159.3
		6	52-1	6	61.2	7	7.2%	7	85.7	4	71.0	6	152.3

Pace / Improvement / Times																				
No.	Horse	ML Odds	SIM Odds	PAR	PAR+	Early	Mid	Late	1/4	1/2	Class Move	Move by Lengths	1st Timer (3 Max)	Bullet & Go	Back Bullet	2nd Race Parability	Jockey Win	Jockey ITM	Trainer Win	Trainer ITM
1	ARMY GIRL	6-1	9/5	MAYBE -4	40.9%	▲		▲	▲		▲	2.0					0.65	0.87	1.00	0.90
2	MASCARA	5/2	4-1	YES	38.3%	▲	▲		▲	▲	▼	-0.8					0.30	0.59	0.53	0.74
3	WILD ACCLAIM	3-1	10-1	MAYBE -2	23.8%			▲	▲	▲	→	0.0					0.47	0.33	0.69	0.83
4	CAROL'S MELODY	4-1	3-1	MAYBE -2	34.3%		▲	▲		▲	→	0.0					0.15	0.41	0.39	0.54
5	ROYALEWITHCHEESE	10-1	82-1	MAYBE -3	0.0%		▲	▲	▲	▲	▲	1.8					0.51	0.86	0.64	0.36
6	MAGIC SEEKER	15-1	52-1	NO	0.0%	▲	▲		▲		▼	-0.6					1.00	1.00	0.90	0.87
7	BUZZWORTHY	7/2	10-1	MAYBE -2	21.4%			▲			▲	0.8					0.51	0.70	0.90	1.00

No.	CZone %	E (CZ%)	EP (CZ%)	P (CZ%)	PC (CZ%)	C (CZ%)	ANY (CZ%)	N/A (CZ%)	1st
6	40.7%	1 (22.1%)			4 (22.8%)	3 (8.4%)			
7	32.7%	2 (18.1%)				7 (32.7%)			
5	31.0%	5 (31.0%)							
4	22.8%	6 (40.7%)							
1	22.1%								
2	18.1%								



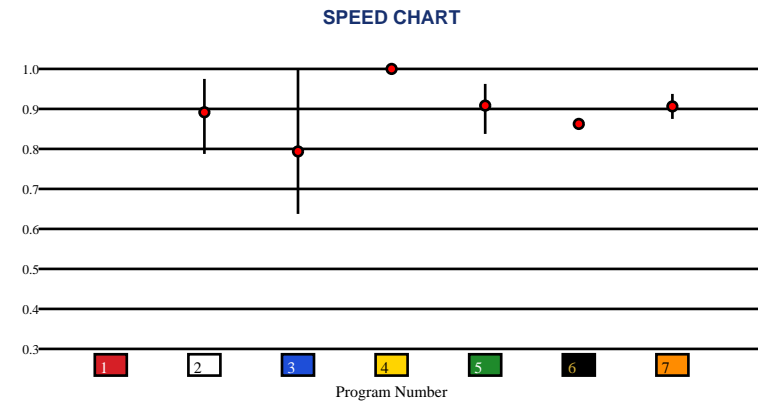


# CHURCHILL DOWNS | 06/03/2026 | Race 3 | 1 Mile | Dirt | Maiden Claiming | Purse: \$72,000

Speed # Edge (>=3)		SIM Odds		SIM Speed #		1st Call Leader		Early Pace		Late Pace		Total Pace	
4	3	2	7/2	7	72.8	7	29.5%	7	83.3	6	78.0	5	159.3
		3	5-1	5	72.6	3	24.4%	4	83.0	5	78.0	6	158.0
		5	6-1	2	71.6	4	17.6%	3	82.3	2	74.3	4	157.0
		6	6-1	6	70.6	1	13.9%	2	82.0	4	74.0	2	156.3
		4	7-1	1	70.4	5	7.0%	5	81.3	7	72.0	7	155.3
		1	7-1	4	70.3	6	5.4%	6	80.0	3	64.0	3	146.3

Pace / Improvement / Times																				
No.	Horse	ML Odds	SIM Odds	PAR	PAR+	Early	Mid	Late	1/4	1/2	Class Move	Move by Lengths	1st Timer (3 Max)	Bullet & Go	Back Bullet	2nd Race Parability	Jockey Win	Jockey ITM	Trainer Win	Trainer ITM
1	PLAYFUL QUALITY	7/2	7-1	NO	0.0%								3.00	✓			0.62	0.67	0.58	0.87
2	BOURBON STORY	9/2	7/2	NO	0.0%			▲			▲	0.6					0.27	0.54	0.89	1.00
3	IN FOR A SPIN	15-1	5-1	MAYBE -4	2.0%						▲	1.0					0.36	0.63	0.28	0.74
4	PASSIONFRUIT	9/5	7-1	MAYBE -4	0.0%						▲	0.2				93	0.65	0.79	0.48	0.71
5	FULL DOLLY	8-1	6-1	NO	0.0%		▲			▲	▲	0.2					0.58	0.41	0.58	0.76
6	PLAYING GAMES	3-1	6-1	NO	0.0%						▲	1.6					0.56	0.91	1.00	0.93
7	COGNIZANT	12-1	16-1	NO	0.0%					▲	▲	0.2					1.00	1.00	0.94	0.87

No.	CZone %	E (CZ%)	EP (CZ%)	P (CZ%)	PC (CZ%)	C (CZ%)	ANY (CZ%)	N/A (CZ%)	1st
3	21.9%					2 (0.0%)		5 (0.0%)	1
7	20.7%					3 (21.9%)		6 (6.1%)	
6	6.1%					4 (0.0%)		7 (20.7%)	
2	0.0%								
1	0.0%								
5	0.0%								



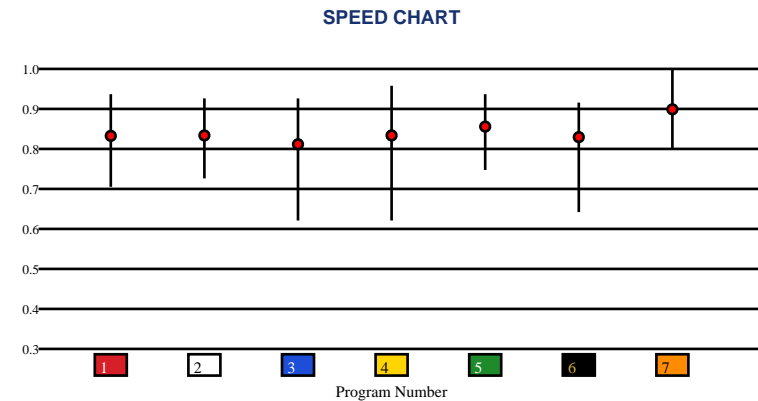


# CHURCHILL DOWNS | 06/03/2026 | Race 4 | 6 1/2 Furlongs | Dirt | Claiming | Purse: \$60,000

Speed # Edge (>=3)	SIM Odds		SIM Speed #		1st Call Leader		Early Pace		Late Pace		Total Pace	
3	5/2	2	80.0	7	31.7%	7	88.7	2	83.7	3	167.0	
2	4-1	7	78.6	4	31.0%	4	88.7	3	80.3	2	166.3	
1	5-1	5	78.3	2	10.9%	3	86.7	1	79.7	7	165.3	
7	6-1	3	77.9	3	10.5%	5	83.3	5	79.3	5	162.7	
4	10-1	1	77.6	5	8.8%	2	82.7	7	76.7	1	161.3	
5	13-1	4	73.5	1	5.0%	1	81.7	6	71.7	4	159.3	

Pace / Improvement / Times																				
No.	Horse	ML Odds	SIM Odds	PAR	PAR+	Early	Mid	Late	1/4	1/2	Class Move	Move by Lengths	1st Timer (3 Max)	Bullet & Go	Back Bullet	2nd Race Parability	Jockey Win	Jockey ITM	Trainer Win	Trainer ITM
1	SHAN	8/5	5-1	YES	18.8%	▲		▲			▼	-0.4					0.46	1.00	0.94	0.88
2	DERBY DATE	10-1	4-1	YES	20.8%	▲	▲	▲			▲	0.6					0.39	0.77	0.60	0.91
3	MISTER BANDERAS	5/2	5/2	YES	27.3%		▲	▲			▲	0.2					1.00	1.00	1.00	0.96
4	CHIRINGO	12-1	10-1	YES	11.2%	▲	▲	▲	▲	▲	▼	-0.6					0.50	0.77	0.26	1.00
5	EYE WITNESS	6-1	13-1	YES	0.0%						▼	-0.2					0.42	0.74	0.34	0.70
6	FURIOUS ANGER	15-1	39-1	YES	0.0%	▲			▲		▼	-0.4					0.23	0.64	0.63	0.33
7	INVULNERABLE	7/2	6-1	YES	17.5%	▲	▲				→	0.0					0.50	0.49	0.63	0.57

No.	CZone %	E (CZ%)	EP (CZ%)	P (CZ%)	PC (CZ%)	C (CZ%)	ANY (CZ%)	N/A (CZ%)	1st
1	44.6%	5 (14.6%)		7 (18.1%)	1 (44.6%)	4 (3.1%)			
3	23.6%				2 (16.7%)	6 (18.3%)			
6	18.3%				3 (23.6%)				
7	18.1%								
2	16.7%								
5	14.6%								



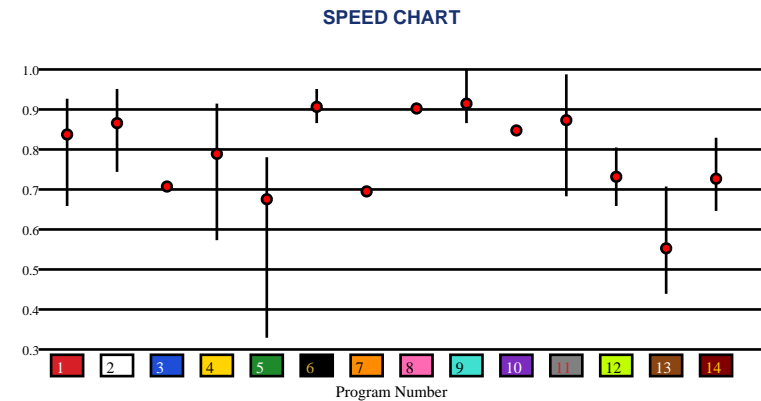
# CHURCHILL DOWNS | 06/03/2026 | Race 5 | 1 Mile | Turf | Maiden Claiming | Purse: \$67,000

Speed # Edge (>=3)		SIM Odds		SIM Speed #		1st Call Leader		Early Pace		Late Pace		Total Pace	
6	4	2	4-1	2	75.8	5	29.0%	2	92.3	4	86.3	2	166.0
		4	5-1	9	75.0	10	25.5%	10	90.5	6	85.0	9	164.7
		8	5-1	6	74.7	2	20.7%	5	89.7	9	83.0	6	162.7
		5	6-1	8	74.0	13	10.0%	3	86.0	8	81.0	4	161.0
		9	8-1	11	72.7	3	9.4%	9	81.7	11	77.3	10	159.5
		11	9-1	4	70.3	11	5.0%	1	80.3	12	76.5	8	156.0

Pace / Improvement / Times																				
No.	Horse	ML Odds	SIM Odds	PAR	PAR+	Early	Mid	Late	1/4	1/2	Class Move	Move by Lengths	1st Timer (3 Max)	Bullet & Go	Back Bullet	2nd Race Parability	Jockey Win	Jockey ITM	Trainer Win	Trainer ITM
1	RIVER RISE	10-1	12-1	MAYBE -1	24.6%	▲	▲				▼	-0.4					0.47	0.15	0.26	0.46
2	SHE'S ON A ROLL	5-1	4-1	YES	46.1%	▲	▲				▼	-0.8					0.35	0.56	1.00	1.00
3	SWEETTALKINGWOMAN	20-1	55-1	NO	14.2%						▼	-1.0					0.42	0.67	0.28	0.33
4	GIVEMETHEBEAT	20-1	5-1	MAYBE -2	30.6%	▲	▲		▲	▲	▲	0.4					0.23	0.59	0.06	0.38
5	RUNWAY REBEL	30-1	6-1	NO	22.9%			▲			▲	0.6					0.37	0.33	0.38	0.45
6	PLOT	9/2	55-1	YES	24.2%	▲	▲		▲		→	0.0					0.47	0.45	0.28	0.57
7	AWARDS CEREMONY	8-1	52-1	NO	14.3%						▼	-0.6					0.50	0.70	0.60	0.79
8	UNION ROSE	3-1	5-1	MAYBE -3	38.7%	▲	▲		▲	▲	▼	-0.8					0.43	0.58	0.31	0.57
9	IMMINENT RISK	4-1	8-1	YES	40.3%	▲	▲		▲		▼	-0.6					1.00	0.91	0.40	0.77
10	ENGLISH HARBOUR	6-1	1001-1	NO	0.0%	▲					→	0.0					0.77	1.00	0.68	0.74
11	BIRCH RUN (AE)	9/2	9-1	YES	30.6%	▲			▲	▲	▼	-0.8					0.23	0.59	0.56	0.76
12	RUMBAR (AE)	10-1	1001-1	NO	0.0%	▲	▲		▲	▲	▲	1.0					0.43	0.58	0.42	0.59
13	GOT WHAT I GOT (AE)	20-1	1001-1	NO	0.0%		▲	▲		▲	▼	-1.6					0.47	0.58	0.18	0.21
14	ARGENTINIDAD (AE)	15-1	1001-1	NO	0.0%	▲	▲		▲	▲	▲	1.0					0.42	0.68	0.42	0.25

No.	CZone %
8	58.1%
1	36.0%
11	35.9%
2	23.0%
6	14.6%
5	12.5%

E (CZ%)	EP (CZ%)	P (CZ%)	PC (CZ%)	C (CZ%)	ANY (CZ%)	N/A (CZ%)	1st
		2 (23.0%)		4 (0.0%)	1 (36.0%)	3 (4.2%)	
				6 (14.6%)		5 (12.5%)	
				8 (58.1%)		7 (0.0%)	
				9 (3.4%)		10 (4.3%)	
				11 (35.9%)		13 (6.8%)	
				12 (11.7%)			
				14 (0.0%)			



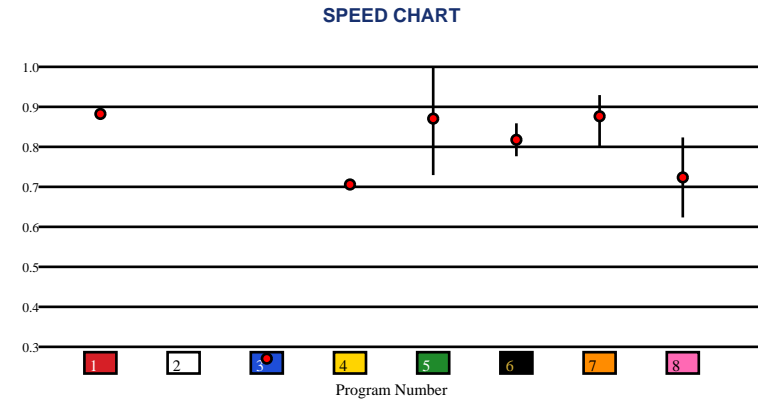


# CHURCHILL DOWNS | 06/03/2026 | Race 6 | 6 Furlongs | Dirt | Maiden Special Weight | Purse: \$92,000

Speed # Edge (>=3)		SIM Odds		SIM Speed #		1st Call Leader		Early Pace		Late Pace		Total Pace	
5	10	5	5/2	7	74.4	8	49.1%	8	90.5	5	84.0	1	168.0
		2	5-1	1	74.4	4	13.9%	7	87.3	1	83.0	7	164.3
		4	5-1	3	74.3	7	13.6%	4	86.0	6	77.5	5	162.0
		3	5-1	4	74.2	5	9.8%	1	85.0	7	77.0	6	160.0
		1	5-1	2	74.2	1	9.6%	6	82.5	4	67.0	8	156.0
		7	12-1	5	74.2	2	2.3%	5	78.0	8	65.5	4	153.0

Pace / Improvement / Times																				
No.	Horse	ML Odds	SIM Odds	PAR	PAR+	Early	Mid	Late	1/4	1/2	Class Move	Move by Lengths	1st Timer (3 Max)	Bullet & Go	Back Bullet	2nd Race Parability	Jockey Win	Jockey ITM	Trainer Win	Trainer ITM
1	LITTLE BIT ANGEL	8-1	5-1	NO	4.8%						▲	0.2				88	0.27	0.50	0.50	0.66
2	TWIRLING ACES	9/2	5-1	NO	4.8%								3.00	✓	✓		0.90	0.85	0.57	0.65
3	PARADISEPERFECTION	20-1	5-1	NO	5.6%						▼	-0.2					0.44	0.25	0.71	0.13
4	BEAUXBATONS	5/2	5-1	NO	5.4%						▲	1.0					0.77	1.00	0.53	1.00
5	BY LA RINA	3-1	5/2	MAYBE -1	18.4%	▲	▲	▲	▲	▲	▲	0.2					0.59	0.73	0.90	0.57
6	ELEVATE	10-1	110-1	NO	0.0%	▲			▲	▲	▲	1.4					0.53	0.76	0.90	0.68
7	MIGHTY NORA	4-1	12-1	NO	0.0%						▲	0.2					1.00	0.62	1.00	0.57
8	ANNIE BEE	8-1	166-1	NO	0.0%						▲	1.8					0.51	0.59	0.55	0.54

No.	CZone %	E (CZ%)	EP (CZ%)	P (CZ%)	PC (CZ%)	C (CZ%)	ANY (CZ%)	N/A (CZ%)	1st
7	22.3%				7 (22.3%)	5 (8.1%)		1 (0.0%)	2
6	16.9%					6 (16.9%)		3 (0.0%)	
4	16.2%					8 (0.0%)		4 (16.2%)	
5	8.1%								
3	0.0%								
2	0.0%								

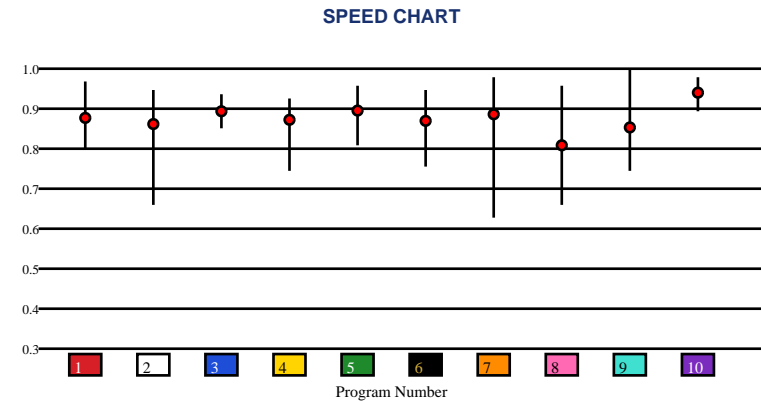


# CHURCHILL DOWNS | 06/03/2026 | Race 7 | 6 1/2 Furlongs | Dirt | Allowance | Purse: \$127,000

Speed # Edge (>=3)	SIM Odds	SIM Speed #	1st Call Leader	Early Pace	Late Pace	Total Pace
1	5/2	1 90.3	8 36.3%	8 95.7	9 92.3	1 182.0
9	7/2	10 90.1	5 28.2%	5 94.7	1 92.0	10 177.7
7	8-1	9 87.8	10 17.4%	10 94.0	3 88.0	3 177.5
10	9-1	5 85.7	2 8.2%	2 90.3	7 84.7	9 177.0
2	11-1	3 83.8	3 3.8%	1 90.0	10 83.7	5 176.7
5	14-1	6 83.1	1 2.8%	3 89.5	5 82.0	2 171.7

Pace / Improvement / Times																				
No.	Horse	ML Odds	SIM Odds	PAR	PAR+	Early	Mid	Late	1/4	1/2	Class Move	Move by Lengths	1st Timer (3 Max)	Bullet & Go	Back Bullet	2nd Race Parability	Jockey Win	Jockey ITM	Trainer Win	Trainer ITM
1	TAP ME A SONG	4-1	5/2	MAYBE -3	34.0%	▲	▲				▼	-0.2					0.11	0.35	0.88	0.68
2	TOM CAT TUESDAY	20-1	11-1	MAYBE -5	14.8%					▲	▼	-0.2					0.22	0.50	0.14	0.86
3	ROCK MUSIC	12-1	166-1	NO	0.0%	▲		▲			▲	1.4					0.94	0.77	0.85	1.00
4	VALIANT HUMOR	30-1	999-1	NO	0.0%						▲	2.2					0.48	0.73	0.55	0.53
5	ZAT'S THE ONE	8-1	14-1	MAYBE -4	9.8%		▲		▲	▲	▼	-0.2					0.62	1.00	0.68	0.80
6	ON THE LEVEL	6-1	15-1	MAYBE -5	12.7%						▼	-0.2					1.00	0.62	0.66	0.53
7	CHILLAX	10-1	8-1	MAYBE -2	16.3%	▲	▲		▲	▲	→	0.0					0.73	0.85	0.76	0.67
8	SUPER HAPPY	6-1	16-1	MAYBE -4	10.4%	▲	▲	▲	▲	▲	▲	1.0					0.55	0.73	0.45	0.68
9	SWEET FREEDOM	8-1	7/2	YES	28.4%			▲			▲	0.6					0.56	0.40	0.33	0.63
10	TRE ITALIANI	2-1	9-1	MAYBE -2	9.5%						▼	-0.2					0.33	0.47	1.00	0.95

No.	CZone %	E (CZ%)	EP (CZ%)	P (CZ%)	PC (CZ%)	C (CZ%)	ANY (CZ%)	N/A (CZ%)	1st
9	50.1%	3 (9.8%)		5 (17.2%)	1 (35.9%)	4 (7.1%)			
8	48.0%	8 (48.0%)		6 (3.3%)	2 (38.7%)	7 (12.2%)			
2	38.7%	10 (29.8%)				9 (50.1%)			
1	35.9%								
10	29.8%								
5	17.2%								



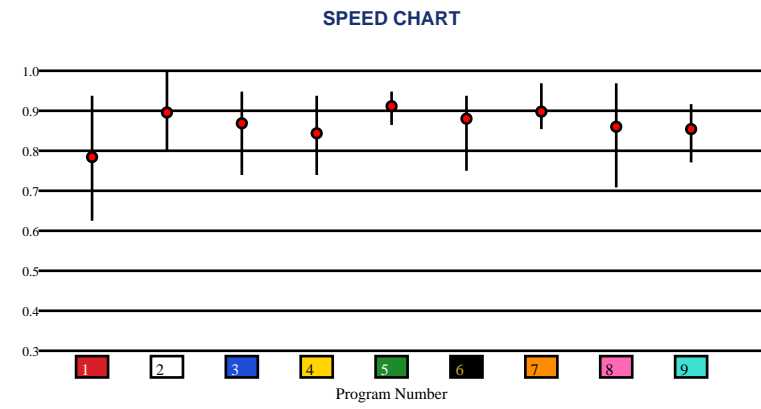


**CHURCHILL DOWNS | 06/03/2026 | Race 8 | 5 1/2 Furlongs | Turf | Allowance Optional Claiming | Purse: \$141,000**

Speed # Edge (>=3)	SIM Odds		SIM Speed #		1st Call Leader		Early Pace		Late Pace		Total Pace	
	2	3-1	2	91.0	6	29.3%	6	93.7	5	90.0	2	180.3
	8	4-1	3	89.1	2	15.1%	9	92.7	3	88.0	4	179.3
	3	4-1	4	88.5	8	12.6%	2	92.7	2	87.7	8	179.0
	4	9/2	5	87.8	1	12.2%	4	92.0	4	87.3	5	179.0
	9	14-1	8	86.9	7	11.4%	8	92.0	8	87.0	3	178.3
	6	16-1	9	86.3	9	10.5%	1	92.0	9	84.3	6	178.0

Pace / Improvement / Times																				
No.	Horse	ML Odds	SIM Odds	PAR	PAR+	Early	Mid	Late	1/4	1/2	Class Move	Move by Lengths	1st Timer (3 Max)	Bullet & Go	Back Bullet	2nd Race Parability	Jockey Win	Jockey ITM	Trainer Win	Trainer ITM
1	FLIRTING WITH TIME	30-1	332-1	YES	3.8%						▲	2.0					0.33	0.25	0.58	0.49
2	PONDERING	6-1	3-1	YES	53.2%			▲			▼	-0.6					0.68	0.85	0.42	0.49
3	LOVELY EMMA	9/5	4-1	YES	45.8%	▲	▲										0.87	0.77	0.30	0.46
4	SPRING DANCER	12-1	9/2	YES	43.6%		▲	▲		▲	▼	-0.8					0.37	0.57	0.46	0.54
5	BIG TROUBLE	8-1	42-1	YES	25.1%			▲									0.25	0.58	0.44	0.34
6	SHE'S A TEMPEST	15-1	16-1	YES	31.5%			▲									0.79	0.74	0.57	0.61
7	ME GOVERNOR	20-1	66-1	YES	19.4%												1.00	0.99	0.81	0.64
8	SUNNA	3-1	4-1	YES	40.2%						▲	0.4					0.58	1.00	0.57	0.46
9	MAE TOWN	4-1	14-1	MAYBE -2	32.3%				▲	▲	▲	0.6					0.93	0.62	1.00	1.00

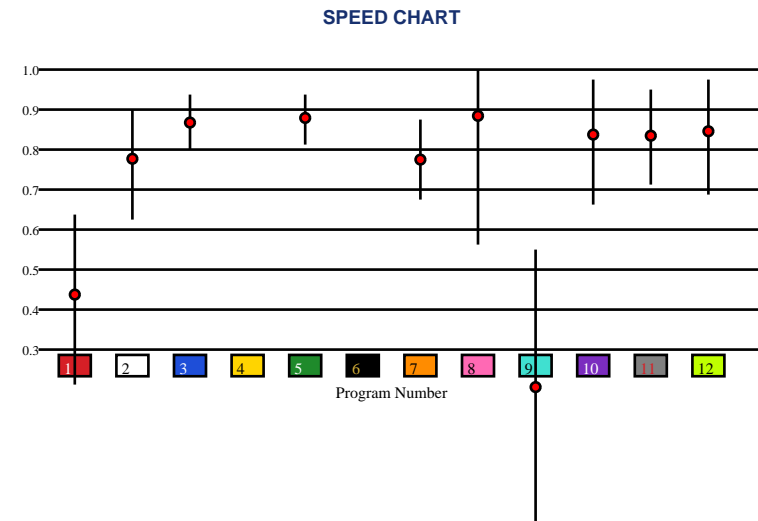
No.	CZone %	E (CZ%)	EP (CZ%)	P (CZ%)	PC (CZ%)	C (CZ%)	ANY (CZ%)	N/A (CZ%)	1st
6	62.5%	1 (19.7%)	3 (34.8%)	7 (17.8%)	2 (57.1%)	5 (25.3%)			
9	59.5%		4 (39.1%)		9 (59.5%)				
2	57.1%		6 (62.5%)						
8	55.3%		8 (55.3%)						
4	39.1%								
3	34.8%								



Speed # Edge (>=3)	SIM Odds		SIM Speed #		1st Call Leader		Early Pace		Late Pace		Total Pace	
8	8/5	8	74.1	2	34.8%	8	93.3	3	75.0	8	165.3	
12	5-1	3	70.9	8	24.1%	5	91.7	8	72.0	3	163.7	
6	9-1	5	70.1	5	10.0%	2	89.3	12	68.3	5	160.0	
4	10-1	12	67.8	10	7.0%	11	89.3	5	68.3	2	155.7	
10	10-1	11	67.3	6	6.5%	10	89.0	7	67.5	12	154.7	
3	14-1	10	67.2	4	6.3%	3	88.7	2	66.3	10	154.0	

Pace / Improvement / Times																				
No.	Horse	ML Odds	SIM Odds	PAR	PAR+	Early	Mid	Late	1/4	1/2	Class Move	Move by Lengths	1st Timer (3 Max)	Bullet & Go	Back Bullet	2nd Race Parability	Jockey Win	Jockey ITM	Trainer Win	Trainer ITM
1	A LITTLE PATIENCE	30-1	1001-1	NO	0.0%	▲	▲		▲		▲	0.2					0.33	0.56	0.26	0.23
2	RED RAINBOW	20-1	47-1	NO	0.0%		▲			▲	▼	-0.6					0.51	0.15	0.26	0.46
3	GORRONO RANCH	7/2	14-1	MAYBE -4	5.0%			▲		▲	▲	0.2					0.58	0.82	1.00	1.00
4	HEAVENLY MARY	15-1	10-1	NO	13.9%								1.23				0.42	0.70	0.25	0.59
5	POPPY WOPPY	5/2	27-1	MAYBE -4	0.0%	▲	▲	▲	▲	▲	▼	-1.2					0.22	0.59	0.28	0.65
6	RAISED	6-1	9-1	NO	13.5%								2.67		✓		0.41	0.58	0.39	0.69
7	SPOTTED	10-1	76-1	NO	0.0%						▲	0.8					0.85	0.87	0.24	0.46
8	VEOLA	9/2	8/5	YES	38.5%	▲			▲	▲	▲	0.2					0.73	1.00	0.58	0.62
9	GUCCI GAMMY	30-1	999-1	NO	0.0%						▲	1.4					0.40	0.67	0.41	0.21
10	GRANT'S GRETCHEN	15-1	10-1	MAYBE -1	12.2%						▼	-1.2					1.00	0.73	0.41	0.29
11	CLICK	20-1	33-1	MAYBE -3	0.0%	▲		▲	▲	▲	▲	0.8					0.36	0.30	0.44	0.57
12	NOLA LOUISE	15-1	5-1	MAYBE -1	21.9%	▲	▲		▲	▲	▼	-0.2					0.34	0.33	0.41	0.64

No.	CZone %	E (CZ%)	EP (CZ%)	P (CZ%)	PC (CZ%)	C (CZ%)	ANY (CZ%)	N/A (CZ%)	1st
5	62.7%	8 (24.1%)	3 (1.0%)			12 (0.0%)		1 (9.9%)	4
8	24.1%	11 (13.0%)						2 (4.3%)	6
11	13.0%							5 (62.7%)	
9	12.0%							7 (9.3%)	
1	9.9%							9 (12.0%)	
7	9.3%							10 (9.2%)	



# SMART SHEETS

[Back to Race Summary](#)

## Data Guide & Structural Interpretation Framework

### DATA FOUNDATION

---

All Smart Sheets metrics are derived from up to the horse's 10 most recent races, where applicable. Calculations are structured to emphasize recent form, reflect demonstrated performance patterns, and reduce distortion from outdated efforts.

More recent races carry greater interpretive weight within projections and structural evaluations. This ensures current condition and form cycles are prioritized over distant historical performance.

### PERFORMANCE STANDARD

---

#### PAR (Race Standard)

PAR indicates whether a horse has previously run a speed figure equal to or greater than today's race standard.

Designations include:

**'YES'** – Has met or exceeded today's PAR

**'MAYBE'** -1 to -5 – Finished within 1 to 5 speed points of today's PAR

**'NO'** – Has not approached today's PAR level

The MAYBE designation identifies horses that have demonstrated competitive proximity without fully qualifying.

#### PAR+

PAR+ represents the percentage of simulations in which the horse meets or exceeds today's PAR standard. Higher percentages indicate more frequent projected competitiveness at today's performance level. PAR+ reflects projected probability rather than past qualification alone.

#### Performance Context

Approximately 5 Speed or Pace points equate to 1 length. This conversion provides scale when interpreting speed separation, PAR proximity, pace advantage, and structural positioning. Small numeric gaps may represent marginal positional differences, while larger separations may reflect more meaningful competitive distance.

## SPEED & VALUE STRUCTURE

---

### Speed # Edge (Minimum Threshold: 3 Points)

Speed # Edge highlights meaningful separation between projected top speed figures. An edge is recognized only when a horse holds a minimum 3-point advantage over the next highest projected figure.

Using the structural scale:

3 points ≈ slightly more than half a length

5 points ≈ approximately 1 length

This threshold filters out normal figure variance and isolates measurable separation.

### SIM Odds

SIM Odds represent fair-value odds derived from simulation probability. They reflect the model's internal estimate of each horse's likelihood of winning relative to the field.

When compared to Morning Line or live wagering odds, differences between projected probability and market pricing may help identify potential mispricing or value discrepancies.

Smart Sheets does not make wagering recommendations. SIM Odds provide a structured framework for evaluating probability versus price.

### SIM Speed #

SIM Speed is a projected performance figure generated from race simulations. It estimates how fast the horse is expected to run today under modeled pace and race-flow conditions. The number is most useful when evaluated relative to the field rather than in isolation.

### Speed Chart

The Speed Chart visually displays each horse's recent speed range:

'**Top**' of line – Maximum figure

'**Bottom**' of line – Minimum figure

'**Red Dot**' – Average figure

This allows evaluation of ceiling, floor, consistency, and volatility.

## PACE PROJECTIONS

---

### 1st Call Leader Projection

This metric estimates the likelihood a horse will be on the lead at the first call. It helps define projected early race structure and potential pace pressure.

### Early & Late Pace

These columns reflect performance strength in the front half and finishing phase of the race. Evaluating these collectively helps visualize projected race flow and potential positional advantages.

### Total Pace

Total Pace represents combined early and late performance strength. Separation within this column may indicate in-race structural advantage when evaluated relative to the field.

## POSITIONAL PROFILE

---

### C-Zone (Comfort Zone)

C-Zone measures how closely today's projected race conditions align with the pace environment under which the horse produced its best competitive finish. It evaluates race fit rather than raw speed. Higher percentages indicate stronger alignment between projected structure and demonstrated success conditions.

### Pace View

Pace View categorizes horses based on positional tendencies during competitive finishes.

'E' – Front-runner

'EP' – Lead or press

'P' – Tactical stalker

'PC' – Versatile stalker/closer

'C' – Closer

'ANY' – Demonstrated multiple effective styles

'N/A' – No competitive finish within 5 lengths

'1st' – First-time starter

The percentage displayed next to each horse represents its C-Zone score, combining positional tendency with projected structural fit.

## DEVELOPMENT & MOVEMENT SIGNALS

---

### **Class Move**

Indicates whether a horse is moving up in class, moving down in class, or remaining at a similar level. Class shifts may influence competitive positioning within today's race structure.

### **First-Time Starter Rank**

Ranks debut runners using internal evaluation metrics for comparison within the field. The maximum First-Time Starter score is 3, representing the strongest relative rating among debut runners in the race.

### **Workout Indicators**

Bullet / Bullet & Go indicators reflect strong recent workouts relative to the field and may signal preparation sharpness.

### **2nd Race Parability**

Applies to lightly raced horses making their second start. Indicates whether projected development meets or exceeds today's PAR standard.

This metric may carry increased relevance when few or no horses have previously met today's PAR threshold.

## CONNECTION STRENGTH

---

Jockey and Trainer ratings are scaled within the field and color-coded to reflect relative strength.

## COLOR FORMATTING & STRUCTURAL EDGE IDENTIFICATION

---

Smart Sheets uses color formatting and structured layout to visually identify potential structural advantages, including meaningful speed separation, PAR qualification or proximity, projected pace leadership, connection strength, and simulation pricing disparities.

Interpretation of how these elements interact remains the responsibility of the user.

## DISCLAIMER

---

Smart Sheets data is compiled using information derived from reputable industry sources and publicly available racing data. All data is used in good faith and presented for informational and educational purposes. While every effort is made to ensure accuracy and completeness, errors, omissions, or data inconsistencies may occur and are unintended.

Smart Sheets is a decision-support tool and does not guarantee outcomes.

## RESPONSIBLE WAGERING NOTICE

---

Horse racing wagering involves financial risk. Users should never wager more than they can afford to lose. If you cannot afford to lose anything, you should not gamble.

If you believe you may have a gambling problem, seek assistance immediately through a licensed professional or recognized responsible gaming organization.

All wagering decisions are solely the responsibility of the user.