



**See the Edge in Every Race**  
**FOET ERIE 06/14/2026**

How to Use Smart Sheets → <https://horseracingtoday.net/wp-content/uploads/2026/03/HRTSmartSheetsExplanations.pdf>

Race	Distance	Surface	Race Type	Purse
<a href="#">Race 1</a>	5 Furlongs	Dirt	Claiming	\$17,550
<a href="#">Race 2</a>	5 Furlongs	Dirt	Claiming	\$17,550
<a href="#">Race 3</a>	6 Furlongs	Dirt	Maiden Claiming	\$22,200
<a href="#">Race 4</a>	5 Furlongs	Turf	Maiden Special Weight	\$22,050
<a href="#">Race 5</a>	6 1/2 Furlongs	Dirt	Claiming	\$22,650
<a href="#">Race 6</a>	6 Furlongs	Dirt	Allowance	\$25,050
<a href="#">Race 7</a>	5 Furlongs	Turf	Claiming	\$23,100
<a href="#">Race 8</a>	6 Furlongs	Dirt	Claiming	\$21,150
<a href="#">Appendix</a>			Smart Sheets Reference Guide	

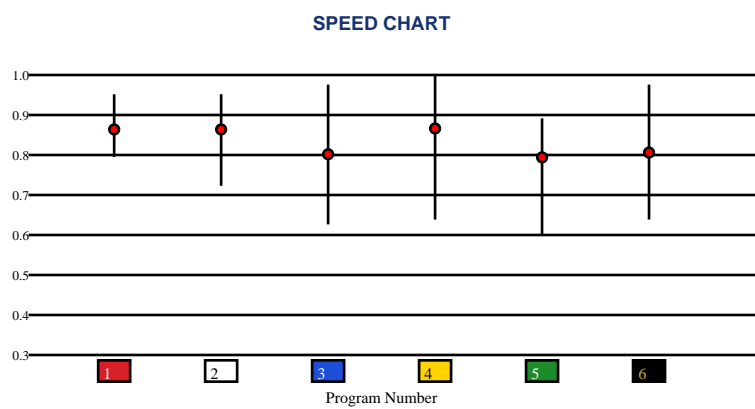


# FOET ERIE | 06/14/2026 | Race 1 | 5 Furlongs | Dirt | Claiming | Purse: \$17,550

Speed # Edge (>=3)	SIM Odds	SIM Speed #	1st Call Leader	Early Pace	Late Pace	Total Pace	
6	8/5	1	71.6	1	92.7	6	164.7
1	3-1	6	71.6	5	91.7	1	160.3
2	6-1	2	67.8	6	87.7	2	160.0
4	10-1	5	64.0	2	87.0	4	154.3
5	13-1	4	63.8	3	84.3	5	152.0
3	18-1	3	57.1	4	82.7	3	148.7

Pace / Improvement / Times																				
No.	Horse	ML Odds	SIM Odds	PAR	PAR+	Early	Mid	Late	1/4	1/2	Class Move	Move by Lengths	1st Timer (3 Max)	Bullet & Go	Back Bullet	2nd Race Parability	Jockey Win	Jockey ITM	Trainer Win	Trainer ITM
1	GALVASTON	7/2	3-1	YES	11.9%						▼	-0.4					0.33	0.84	0.70	0.71
2	CANTUCCI	4-1	6-1	YES	5.8%					▲	▲	0.2					0.67	0.50	1.00	1.00
3	COMMANDER JOE	5/2	18-1	YES	0.5%	▲	▲		▲	▲	▼	-0.2					0.44	1.00	0.31	1.00
4	ATTESTATION	9/5	10-1	YES	3.4%	▲	▲		▲	▲	▼	-0.8					1.00	0.85	0.57	0.63
5	HARDWARE GAP	15-1	13-1	MAYBE -4	0.0%					▲	▼	-0.4					0.67	0.80	0.76	0.61
6	A LA CARTE	8-1	8/5	YES	31.2%						→	0.0					0.93	0.79	0.31	1.00

No.	CZone %	E (CZ%)	EP (CZ%)	P (CZ%)	PC (CZ%)	C (CZ%)	ANY (CZ%)	N/A (CZ%)	1st
4	63.8%	3 (8.6%)		2 (35.9%)	4 (63.8%)	1 (2.2%)			
2	35.9%			6 (17.6%)		5 (4.3%)			
6	17.6%								
3	8.6%								
5	4.3%								
1	2.2%								

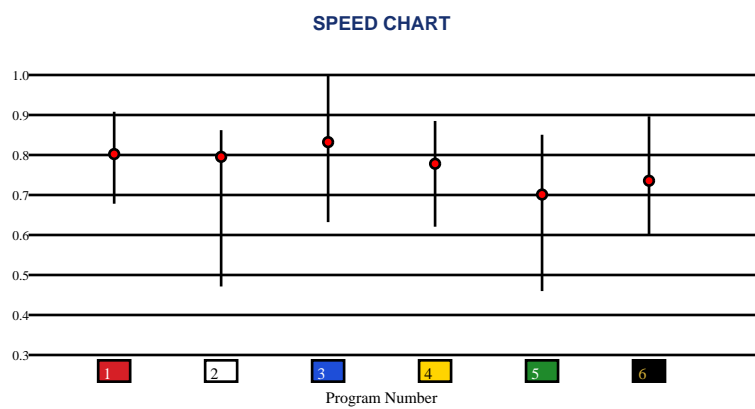


# FOET ERIE | 06/14/2026 | Race 2 | 5 Furlongs | Dirt | Claiming | Purse: \$17,550

Speed # Edge (>=3)	SIM Odds	SIM Speed #	1st Call Leader	Early Pace	Late Pace	Total Pace
4	8/5	4 69.6 (+5)	4 48.1%	4 95.3	5 71.3	4 158.0
2	5-1	1 64.5	3 27.3%	3 91.7	1 69.3	6 156.7
3	5-1	2 62.3	6 9.5%	6 88.3	6 68.3	5 154.7
1	8-1	6 60.1	2 8.5%	2 88.0	4 62.7	1 154.0
5	9-1	3 59.6	1 4.7%	1 84.7	2 61.7	2 149.7
6	16-1	5 59.2	5 1.9%	5 83.3	3 57.3	3 149.0

Pace / Improvement / Times																				
No.	Horse	ML Odds	SIM Odds	PAR	PAR+	Early	Mid	Late	1/4	1/2	Class Move	Move by Lengths	1st Timer (3 Max)	Bullet & Go	Back Bullet	2nd Race Parability	Jockey Win	Jockey ITM	Trainer Win	Trainer ITM
1	FAIRHOPECURLY	8-1	8-1	YES	19.6%	▲	▲		▲	▲	▼	-0.8					0.61	0.64	1.00	0.81
2	SOUPER COP	7/2	5-1	YES	25.1%	▲	▲	▲	▲	▲	▲	0.4					0.63	0.57	0.49	0.41
3	STRIKE A CHORD	8/5	5-1	YES	24.6%						▼	-1.8					0.61	0.39	0.64	0.74
4	CHROME'S BIG BREAK	5/2	8/5	YES	42.5%						▼	-1.2					1.00	1.00	0.18	0.44
5	SIGIRIYA	10-1	9-1	YES	15.7%						▲	0.4					0.53	0.54	0.31	1.00
6	SIGNATURE RING	6-1	16-1	YES	7.3%				▲	▲	→	0.0					0.28	0.67	0.30	0.70

No.	CZone %	E (CZ%)	EP (CZ%)	P (CZ%)	PC (CZ%)	C (CZ%)	ANY (CZ%)	N/A (CZ%)	1st
2	62.0%	3 (36.9%)	5 (28.8%)	1 (9.3%)	2 (62.0%)				
4	59.9%	4 (59.9%)	6 (30.9%)						
3	36.9%								
6	30.9%								
5	28.8%								
1	9.3%								

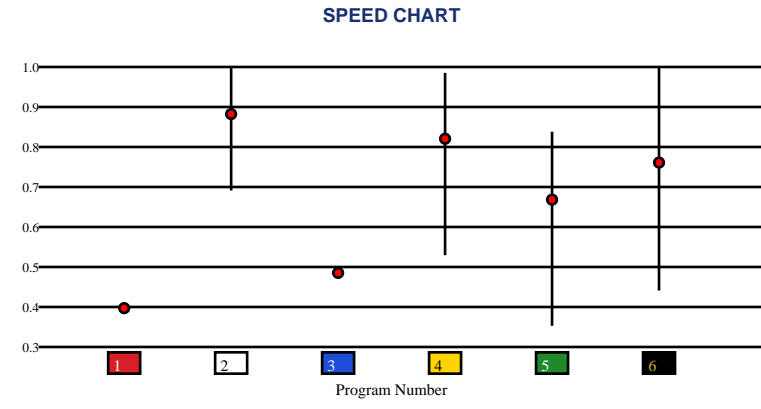


# FOET ERIE | 06/14/2026 | Race 3 | 6 Furlongs | Dirt | Maiden Claiming | Purse: \$22,200

Speed # Edge (>=3)	SIM Odds	SIM Speed #	1st Call Leader	Early Pace	Late Pace	Total Pace
4	7/5	4 59.5	2 35.3%	2 87.7	4 70.3 (+10)	4 152.7
2	3-1	2 56.8	1 30.1%	1 87.0	2 60.7	2 148.3
1	5-1	1 50.5	5 20.9%	5 83.0	5 47.0	5 130.0
6	9-1	5 41.6	4 8.9%	4 82.3	6 46.7	1 125.0
5	21-1	6 40.6	3 3.7%	3 79.0	3 44.0	3 123.0
3	332-1	3 32.6	6 1.0%	6 73.7	1 38.0	6 120.3

Pace / Improvement / Times																				
No.	Horse	ML Odds	SIM Odds	PAR	PAR+	Early	Mid	Late	1/4	1/2	Class Move	Move by Lengths	1st Timer (3 Max)	Bullet & Go	Back Bullet	2nd Race Parability	Jockey Win	Jockey ITM	Trainer Win	Trainer ITM
1	IT'S PAY DAY	3-1	5-1	NO	10.8%						▼	-1.2					0.81	0.27	0.55	0.65
2	NOYZEE GIRL	4-1	3-1	YES	11.9%	▲	▲		▲	▲	▼	-0.4					0.84	0.95	0.76	0.61
3	CANADIAN FORCES	8-1	332-1	NO	0.0%						▼	-0.4					0.93	0.92	1.00	1.00
4	MARITUDE	2-1	7/5	YES	28.9%						▲	0.4					0.46	1.00	0.60	0.63
5	MAGNETIZE	5/2	21-1	NO	0.0%			▲			▲	0.4					1.00	1.00	0.53	0.57
6	CHARITY FIRST	20-1	9-1	YES	7.0%						▼	-0.6					0.81	0.18	0.69	0.69

No.	CZone %	E (CZ%)	EP (CZ%)	P (CZ%)	PC (CZ%)	C (CZ%)	ANY (CZ%)	N/A (CZ%)	1st
4	93.6%	5 (27.6%)		2 (10.6%)		6 (15.7%)	4 (93.6%)	1 (6.2%)	
5	27.6%							3 (2.1%)	
6	15.7%								
2	10.6%								
1	6.2%								
3	2.1%								



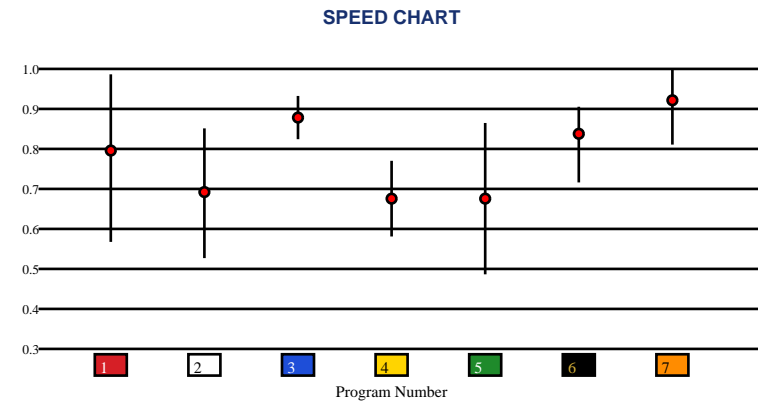


# FOET ERIE | 06/14/2026 | Race 4 | 5 Furlongs | Turf | Maiden Special Weight | Purse: \$22,050

Speed # Edge (>=3)		SIM Odds		SIM Speed #		1st Call Leader		Early Pace		Late Pace		Total Pace	
7	4	7	7/5	7	68.9	1	52.0%	1	94.7	7	73.0 (+7)	7	160.3 (+7)
		1	5/2	3	64.3	5	28.6%	5	92.5	3	66.0	1	153.7
		5	8-1	1	63.3	3	8.4%	6	89.7	6	62.7	3	153.0
		6	8-1	6	62.1	6	7.8%	7	87.3	2	60.0	6	152.3
		3	12-1	2	51.7	7	2.2%	3	87.0	1	59.0	2	143.3
		2	999-1	4	49.6	2	1.0%	2	83.3	4	58.5	5	138.0

Pace / Improvement / Times																				
No.	Horse	ML Odds	SIM Odds	PAR	PAR+	Early	Mid	Late	1/4	1/2	Class Move	Move by Lengths	1st Timer (3 Max)	Bullet & Go	Back Bullet	2nd Race Parability	Jockey Win	Jockey ITM	Trainer Win	Trainer ITM
1	HEAVYLIKEACHEVY	4-1	5/2	YES	31.9%	▲				▲	▼	-0.4					0.78	0.50	0.23	0.46
2	ARCTIC VELOCITY	8-1	999-1	NO	0.0%					▲	▼	-2.6					0.78	0.16	0.32	0.49
3	ALZADO	2-1	12-1	MAYBE -1	0.0%			▲			▼	-2.2					0.84	0.81	0.18	0.28
4	ROSE FOR CARRICK	12-1	999-1	NO	0.0%						→	0.0					1.00	0.85	0.23	0.46
5	MULMUR	5/2	8-1	NO	14.0%					▲	▼	-0.4					0.73	0.62	0.18	0.28
6	SILENT MORT	3-1	8-1	MAYBE -3	13.4%						▼	-2.0					0.44	1.00	0.07	0.46
7	SPEEDY CONNECTION (MTO)	2-1	7/5	YES	42.5%	▲	▲			▲	▼	-1.2					0.88	0.75	1.00	1.00

No.	CZone %	E (CZ%)	EP (CZ%)	P (CZ%)	PC (CZ%)	C (CZ%)	ANY (CZ%)	N/A (CZ%)	1st
7	88.8%	1 (63.2%)		5 (26.3%)	3 (28.2%)		7 (88.8%)	2 (82.9%)	
2	82.9%			6 (29.3%)				4 (0.0%)	
1	63.2%								
6	29.3%								
3	28.2%								
5	26.3%								



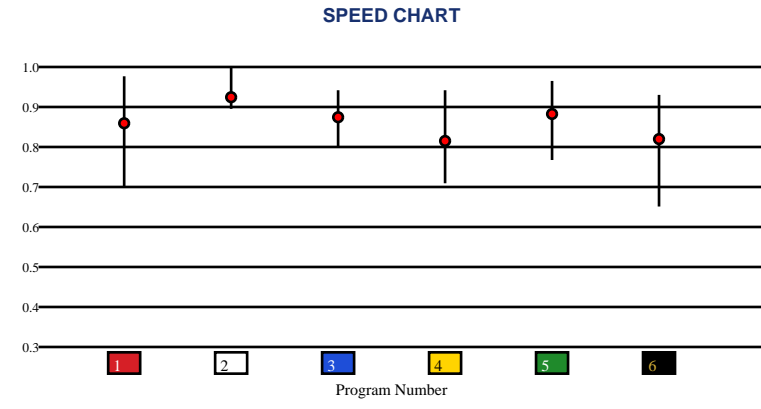


# FOET ERIE | 06/14/2026 | Race 5 | 6 1/2 Furlongs | Dirt | Claiming | Purse: \$22,650

Speed # Edge (>=3)		SIM Odds		SIM Speed #		1st Call Leader		Early Pace		Late Pace		Total Pace	
4	3	4	9/5	2	78.4	2	39.6%	6	90.3	4	89.0	2	169.0
		2	7/2	4	77.5	6	31.9%	2	89.7	3	88.7	3	167.7
		6	5-1	3	74.6	1	24.2%	1	88.3	5	81.0	5	163.7
		1	6-1	6	73.3	5	4.0%	5	82.7	2	79.3	4	161.0
		3	15-1	1	71.6	3	0.3%	3	79.0	6	70.3	6	160.7
		5	55-1	5	69.3	4	0.0%	4	72.0	1	69.0	1	157.3

Pace / Improvement / Times																				
No.	Horse	ML Odds	SIM Odds	PAR	PAR+	Early	Mid	Late	1/4	1/2	Class Move	Move by Lengths	1st Timer (3 Max)	Bullet & Go	Back Bullet	2nd Race Parability	Jockey Win	Jockey ITM	Trainer Win	Trainer ITM
1	STYLISH GENT	9/5	6-1	MAYBE -1	3.8%						▲	0.2					0.80	0.84	1.00	0.94
2	BLAZING BO	5/2	7/2	YES	0.0%						▲	0.8					0.46	1.00	1.00	0.94
3	ALWAYS A WAY	12-1	15-1	MAYBE -4	0.0%			▲			→	0.0					1.00	1.00	0.24	0.62
4	BINGO'S GRIND	5-1	9/5	MAYBE -4	24.5%	▲	▲		▲	▲	▲	1.6					0.93	0.92	0.52	1.00
5	HEAT MERCHANT	4-1	55-1	MAYBE -2	0.0%	▲	▲		▲	▲	▲	0.6					0.80	0.58	0.13	0.24
6	COMPUTER HACKER	6-1	5-1	MAYBE -5	10.8%						▲	0.8					0.80	0.69	0.26	0.46

No.	CZone %	E (CZ%)	EP (CZ%)	P (CZ%)	PC (CZ%)	C (CZ%)	ANY (CZ%)	N/A (CZ%)	1st
2	45.1%	1 (32.7%)		5 (13.2%)		3 (31.2%)			
6	41.5%	2 (45.1%)				4 (0.1%)			
1	32.7%	6 (41.5%)							
3	31.2%								
5	13.2%								
4	0.1%								



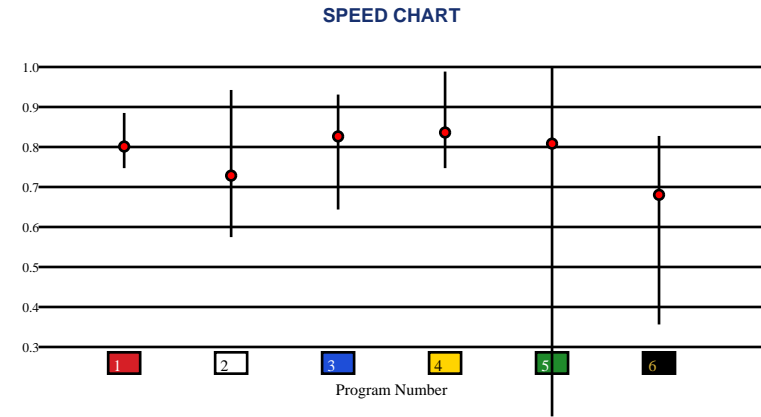


# FOET ERIE | 06/14/2026 | Race 6 | 6 Furlongs | Dirt | Allowance | Purse: \$25,050

Speed # Edge (>=3)		SIM Odds		SIM Speed #		1st Call Leader		Early Pace		Late Pace		Total Pace	
4	9	5	7/5	5	74.5	2	52.6%	2	93.3	5	79.7	4	166.0 (+7)
		4	3-1	4	74.4	4	38.0%	4	91.0	6	79.0	5	159.0
		6	7-1	1	68.9	1	2.9%	6	80.0	1	77.3	6	159.0
		3	9-1	3	68.1	3	2.8%	5	79.3	4	75.0	1	155.7
		2	14-1	6	64.6	6	2.7%	3	79.0	3	70.7	3	149.7
		1	24-1	2	62.7	5	0.9%	1	78.3	2	50.3	2	143.7

Pace / Improvement / Times																				
No.	Horse	ML Odds	SIM Odds	PAR	PAR+	Early	Mid	Late	1/4	1/2	Class Move	Move by Lengths	1st Timer (3 Max)	Bullet & Go	Back Bullet	2nd Race Parability	Jockey Win	Jockey ITM	Trainer Win	Trainer ITM
1	GLINTINDADDYSEYE	5/2	24-1	NO	0.0%	▲	▲		▲	▲	▲	0.8					1.00	1.00	1.00	1.00
2	MYMATHES CORRECT	6-1	14-1	MAYBE -4	0.0%						▲	1.6					0.52	0.61	0.23	0.46
3	COOLER MAN	10-1	9-1	MAYBE -5	0.0%						▲	0.8					0.58	0.66	0.18	0.28
4	STIRLING CASTLE	8/5	3-1	YES	9.7%	▲	▲	▲	▲	▲	▲	1.2					0.49	0.58	1.00	1.00
5	TIMES A BREEZE	3-1	7/5	YES	36.6%						▲	0.2					0.47	0.63	0.18	0.28
6	SHORT STORY LONG	12-1	7-1	NO	2.0%			▲			▲	0.8					0.41	0.48	0.52	0.60

No.	CZone %	E (CZ%)	EP (CZ%)	P (CZ%)	PC (CZ%)	C (CZ%)	ANY (CZ%)	N/A (CZ%)	1st
6	85.7%	2 (60.2%)		1 (11.7%)	5 (77.9%)	3 (14.6%)			
5	77.9%	4 (45.3%)			6 (85.7%)				
2	60.2%								
4	45.3%								
3	14.6%								
1	11.7%								



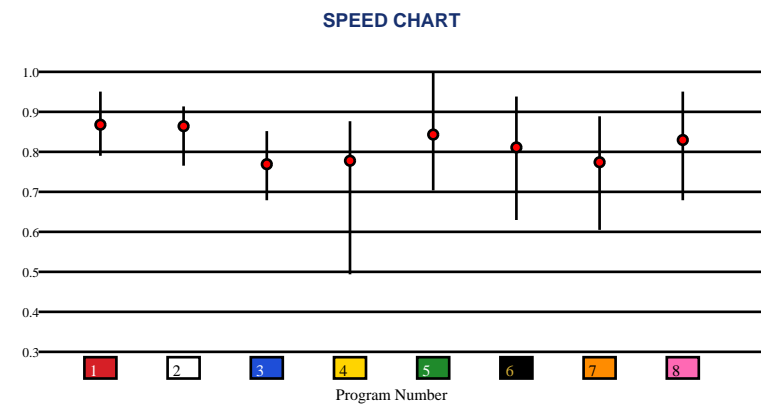


# FOET ERIE | 06/14/2026 | Race 7 | 5 Furlongs | Turf | Claiming | Purse: \$23,100

Speed # Edge (>=3)		SIM Odds		SIM Speed #		1st Call Leader		Early Pace		Late Pace		Total Pace	
8	3	5	3-1	2	69.6	1	29.3%	1	92.0	2	74.5	4	161.7
		4	3-1	5	67.8	8	22.9%	4	89.3	4	72.3	8	159.3
		2	7/2	8	66.3	4	18.1%	7	87.7	8	71.7	2	158.5
		8	6-1	4	66.1	7	13.3%	8	87.7	5	68.7	1	156.7
		1	19-1	1	64.2	5	9.0%	5	85.7	3	68.0	5	154.3
		6	35-1	3	61.8	6	4.6%	2	84.0	6	67.7	6	151.7

Pace / Improvement / Times																				
No.	Horse	ML Odds	SIM Odds	PAR	PAR+	Early	Mid	Late	1/4	1/2	Class Move	Move by Lengths	1st Timer (3 Max)	Bullet & Go	Back Bullet	2nd Race Parability	Jockey Win	Jockey ITM	Trainer Win	Trainer ITM
1	TIERNAN	3-1	19-1	YES	0.0%	▲			▲	▲	▼	-0.6					0.18	0.57	0.30	0.42
2	DOASTER	4-1	7/2	MAYBE -1	16.8%												0.97	0.96	0.54	0.49
3	FINAL RUN FOR LOVE	15-1	70-1	NO	0.0%	▲					→	0.0					0.56	0.57	0.18	0.26
4	WOLF BEACH	8-1	3-1	MAYBE -4	23.2%	▲	▲		▲	▲	▲	0.4					0.52	0.53	0.36	1.00
5	HEARD A GHOST	5/2	3-1	YES	23.2%	▲	▲	▲	▲		▼	-0.4					0.89	1.00	0.20	0.16
6	RHUMBABA	7/2	35-1	YES	0.0%	▲		▲	▲		▼	-0.8					0.25	0.67	0.07	0.43
7	VERY DEBONAIRE	8-1	36-1	MAYBE -3	0.0%	▲	▲				▲	0.6					0.62	0.34	0.23	0.43
8	FOUR BEACH FRIENDS (MTO)	5/2	6-1	YES	12.6%						▲	0.6					1.00	0.87	1.00	0.94

No.	CZone %	E (CZ%)	EP (CZ%)	P (CZ%)	PC (CZ%)	C (CZ%)	ANY (CZ%)	N/A (CZ%)	1st
2	56.5%	4 (26.3%)	8 (3.0%)	5 (11.7%)	2 (56.5%)	1 (2.2%)			
4	26.3%			6 (15.3%)		3 (11.0%)			
6	15.3%					7 (0.0%)			
5	11.7%								
3	11.0%								
8	3.0%								



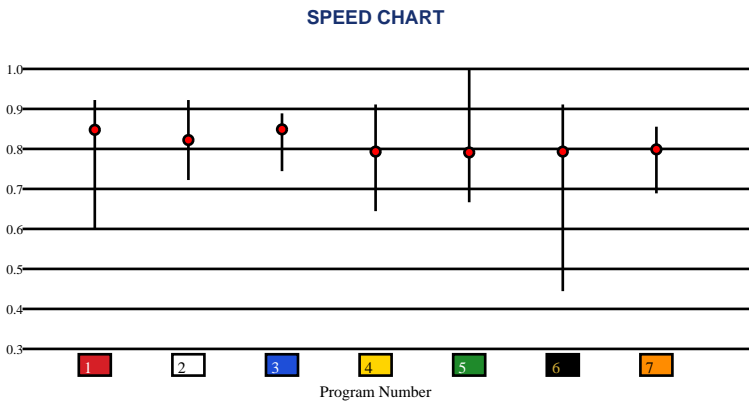


# FOET ERIE | 06/14/2026 | Race 8 | 6 Furlongs | Dirt | Claiming | Purse: \$21,150

Speed # Edge (>=3)		SIM Odds		SIM Speed #		1st Call Leader		Early Pace		Late Pace		Total Pace	
7	7	4	7/2	3	75.3	6	33.0%	5	93.0	3	83.3	3	166.3
		3	7/2	7	74.6	5	29.1%	6	91.3	4	79.0	4	165.7
		7	5-1	4	72.8	7	25.6%	7	89.0	7	76.3	7	165.3
		6	6-1	5	68.7	1	6.0%	1	88.7	2	69.3	5	159.0
		5	8-1	1	68.5	3	4.4%	4	86.7	1	68.7	1	157.3
		1	8-1	2	68.1	4	1.8%	3	83.0	5	66.0	6	153.7

Pace / Improvement / Times																				
No.	Horse	ML Odds	SIM Odds	PAR	PAR+	Early	Mid	Late	1/4	1/2	Class Move	Move by Lengths	1st Timer (3 Max)	Bullet & Go	Back Bullet	2nd Race Parability	Jockey Win	Jockey ITM	Trainer Win	Trainer ITM
1	WHERE IS ESSA	5-1	8-1	YES	16.9%				▲	▲	▼	-0.6					0.57	0.57	0.44	0.62
2	KIDDIE HOLIDAY	9/2	52-1	YES	0.0%						▲	0.4					0.91	1.00	0.44	0.62
3	PAPERBACK HERO	7/2	7/2	YES	28.9%						▼	-0.6					0.25	0.67	0.33	0.26
4	RYE'S MY GUY	5/2	7/2	YES	28.0%			▲	▲	▲	▼	-0.6					0.53	0.53	0.45	1.00
5	NAMEOFTHEGAME	6-1	8-1	YES	17.4%					▲	▲	0.4					0.65	0.15	0.24	0.28
6	SILENT MIRACLE	6-1	6-1	YES	17.2%						▼	-0.6					1.00	0.96	1.00	0.49
7	GUS'S GAMBLE	8-1	5-1	MAYBE -2	25.1%	▲		▲	▲	▲	▲	0.4					0.65	0.34	0.27	0.27

No.	CZone %	E (CZ%)	EP (CZ%)	P (CZ%)	PC (CZ%)	C (CZ%)	ANY (CZ%)	N/A (CZ%)	1st
5	39.4%	3 (8.0%)	1 (12.7%)			2 (13.4%)			
7	32.5%	5 (39.4%)				4 (13.6%)			
4	13.6%	7 (32.5%)				6 (2.5%)			
2	13.4%								
1	12.7%								
3	8.0%								



# SMART SHEETS

[Back to Race Summary](#)

## Data Guide & Structural Interpretation Framework

### DATA FOUNDATION

---

All Smart Sheets metrics are derived from up to the horse's 10 most recent races, where applicable. Calculations are structured to emphasize recent form, reflect demonstrated performance patterns, and reduce distortion from outdated efforts.

More recent races carry greater interpretive weight within projections and structural evaluations. This ensures current condition and form cycles are prioritized over distant historical performance.

### PERFORMANCE STANDARD

---

#### PAR (Race Standard)

PAR indicates whether a horse has previously run a speed figure equal to or greater than today's race standard.

Designations include:

**'YES'** – Has met or exceeded today's PAR

**'MAYBE'** -1 to -5 – Finished within 1 to 5 speed points of today's PAR

**'NO'** – Has not approached today's PAR level

The MAYBE designation identifies horses that have demonstrated competitive proximity without fully qualifying.

#### PAR+

PAR+ represents the percentage of simulations in which the horse meets or exceeds today's PAR standard. Higher percentages indicate more frequent projected competitiveness at today's performance level. PAR+ reflects projected probability rather than past qualification alone.

#### Performance Context

Approximately 5 Speed or Pace points equate to 1 length. This conversion provides scale when interpreting speed separation, PAR proximity, pace advantage, and structural positioning. Small numeric gaps may represent marginal positional differences, while larger separations may reflect more meaningful competitive distance.

## SPEED & VALUE STRUCTURE

---

### Speed # Edge (Minimum Threshold: 3 Points)

Speed # Edge highlights meaningful separation between projected top speed figures. An edge is recognized only when a horse holds a minimum 3-point advantage over the next highest projected figure.

Using the structural scale:

3 points ≈ slightly more than half a length

5 points ≈ approximately 1 length

This threshold filters out normal figure variance and isolates measurable separation.

### SIM Odds

SIM Odds represent fair-value odds derived from simulation probability. They reflect the model's internal estimate of each horse's likelihood of winning relative to the field.

When compared to Morning Line or live wagering odds, differences between projected probability and market pricing may help identify potential mispricing or value discrepancies.

Smart Sheets does not make wagering recommendations. SIM Odds provide a structured framework for evaluating probability versus price.

### SIM Speed #

SIM Speed is a projected performance figure generated from race simulations. It estimates how fast the horse is expected to run today under modeled pace and race-flow conditions. The number is most useful when evaluated relative to the field rather than in isolation.

### Speed Chart

The Speed Chart visually displays each horse's recent speed range:

'**Top**' of line – Maximum figure

'**Bottom**' of line – Minimum figure

'**Red Dot**' – Average figure

This allows evaluation of ceiling, floor, consistency, and volatility.

## PACE PROJECTIONS

---

### 1st Call Leader Projection

This metric estimates the likelihood a horse will be on the lead at the first call. It helps define projected early race structure and potential pace pressure.

### Early & Late Pace

These columns reflect performance strength in the front half and finishing phase of the race. Evaluating these collectively helps visualize projected race flow and potential positional advantages.

### Total Pace

Total Pace represents combined early and late performance strength. Separation within this column may indicate in-race structural advantage when evaluated relative to the field.

## POSITIONAL PROFILE

---

### C-Zone (Comfort Zone)

C-Zone measures how closely today's projected race conditions align with the pace environment under which the horse produced its best competitive finish. It evaluates race fit rather than raw speed. Higher percentages indicate stronger alignment between projected structure and demonstrated success conditions.

### Pace View

Pace View categorizes horses based on positional tendencies during competitive finishes.

'E' – Front-runner

'EP' – Lead or press

'P' – Tactical stalker

'PC' – Versatile stalker/closer

'C' – Closer

'ANY' – Demonstrated multiple effective styles

'N/A' – No competitive finish within 5 lengths

'1st' – First-time starter

The percentage displayed next to each horse represents its C-Zone score, combining positional tendency with projected structural fit.

## DEVELOPMENT & MOVEMENT SIGNALS

---

### **Class Move**

Indicates whether a horse is moving up in class, moving down in class, or remaining at a similar level. Class shifts may influence competitive positioning within today's race structure.

### **First-Time Starter Rank**

Ranks debut runners using internal evaluation metrics for comparison within the field. The maximum First-Time Starter score is 3, representing the strongest relative rating among debut runners in the race.

### **Workout Indicators**

Bullet / Bullet & Go indicators reflect strong recent workouts relative to the field and may signal preparation sharpness.

### **2nd Race Parability**

Applies to lightly raced horses making their second start. Indicates whether projected development meets or exceeds today's PAR standard.

This metric may carry increased relevance when few or no horses have previously met today's PAR threshold.

## CONNECTION STRENGTH

---

Jockey and Trainer ratings are scaled within the field and color-coded to reflect relative strength.

## COLOR FORMATTING & STRUCTURAL EDGE IDENTIFICATION

---

Smart Sheets uses color formatting and structured layout to visually identify potential structural advantages, including meaningful speed separation, PAR qualification or proximity, projected pace leadership, connection strength, and simulation pricing disparities.

Interpretation of how these elements interact remains the responsibility of the user.

## DISCLAIMER

---

Smart Sheets data is compiled using information derived from reputable industry sources and publicly available racing data. All data is used in good faith and presented for informational and educational purposes. While every effort is made to ensure accuracy and completeness, errors, omissions, or data inconsistencies may occur and are unintended.

Smart Sheets is a decision-support tool and does not guarantee outcomes.

## RESPONSIBLE WAGERING NOTICE

---

Horse racing wagering involves financial risk. Users should never wager more than they can afford to lose. If you cannot afford to lose anything, you should not gamble.

If you believe you may have a gambling problem, seek assistance immediately through a licensed professional or recognized responsible gaming organization.

All wagering decisions are solely the responsibility of the user.