

See the Edge in Every Race

OAKLAWN PARK 11/28/2026

How to Use Smart Sheets → https://horseracingtoday.net/wp-content/uploads/2026/03/HRTSmartSheetsExplanations.pdf

Race	Distance	Surface	Race Type	Purse
Race 1	6 Furlongs	Dirt	Claiming	$28,000
Race 2	6 Furlongs	Dirt	Maiden Claiming	$28,000
Race 3	1 1/16 Miles	Dirt	Starter Allowance	$45,000
Race 4	6 Furlongs	Dirt	Maiden Claiming	$30,000
Race 5	6 Furlongs	Dirt	Maiden Claiming	$54,000
Race 6	1 Mile	Dirt	OklwnSprtB140k	$140,000
Race 7	6 Furlongs	Dirt	Maiden Special Weight	$105,000
Race 8	6 Furlongs	Dirt	HR	$50,000
Race 9	1 Mile	Dirt	5thSeasnL150k	$150,000
Race 10	6 Furlongs	Dirt	Allowance	$115,000
Appendix			Smart Sheets Reference Guide	

OAKLAWN PARK | 11/28/2026 | Race 1 | 6 Furlongs | Dirt | Claiming | Purse: $28,000

Speed # Edge (>=3)	SIM Odds		SIM Speed #		1st Call Leader		Early Pace		Late Pace		Total Pace	
	2	7/5	2	70.8	5	26.8%	2	85.5	8	78.7	2	161.5
	4	4-1	7	67.0	7	22.5%	6	85.3	2	76.0	8	160.7
	7	5-1	8	65.4	2	22.1%	4	85.0	3	74.7	6	160.0
	8	6-1	6	63.3	4	10.7%	5	85.0	6	74.7	3	155.7
	3	31-1	3	62.4	6	6.4%	7	83.3	1	70.3	7	152.0
	6	49-1	4	60.9	8	6.3%	8	82.0	7	68.7	4	151.0

					Pace / Improvement / Times														
No.	Horse	ML Odds	SIM Odds	PAR	PAR+	Early	Mid	Late	1/4	1/2	Class Move	Move by Lengths	1st Timer (3 Max)	Bullet & Go	Back Bullet	2nd Race Parability	Jockey Win	Jockey ITM	Trainer Win	Trainer ITM
1	RADIO CHARLIE	10-1	499-1	NO	0.0%						▲	0.2					0.49	0.66	0.47	0.51
2	ANTE UP TONY	9/5	7/5	YES	38.5%			▲		▲	▲	0.4					0.94	0.91	0.70	0.81
3	MYSPITTINIMAGE	15-1	31-1	MAYBE -5	0.0%						▼	-1.4					0.65	0.72	0.14	0.18
4	ARMY MEDIC	9/2	4-1	MAYBE -1	22.0%						▼	-0.4					0.59	0.55	0.47	0.63
5	CUSP OF MISCHIEF	15-1	332-1	NO	0.0%	▲	▲	▲	▲	▲	▲	1.0					0.69	0.80	0.14	0.18
6	W W CASH	6-1	49-1	MAYBE -5	0.0%		▲			▲	▲	0.6					1.00	1.00	1.00	1.00
7	VINNO RONNIE	5/2	5-1	MAYBE -2	15.9%	▲	▲			▲	▼	-1.0					0.85	0.87	0.40	0.58
8	COWBOY KILLER	8-1	6-1	MAYBE -2	15.6%					▲	▲	0.2					0.50	0.71	0.32	0.55

No.	CZone %
5	37.5%
6	23.0%
7	22.6%
4	20.3%
8	15.4%
2	12.9%

E (CZ%)	EP (CZ%)	P (CZ%)	PC (CZ%)	C (CZ%)	ANY (CZ%)	N/A (CZ%)	1st
3 (10.2%)		2 (12.9%)		1 (8.0%)			
4 (20.3%)		5 (37.5%)		7 (22.6%)			
		6 (23.0%)					
		8 (15.4%)					

SPEED CHART

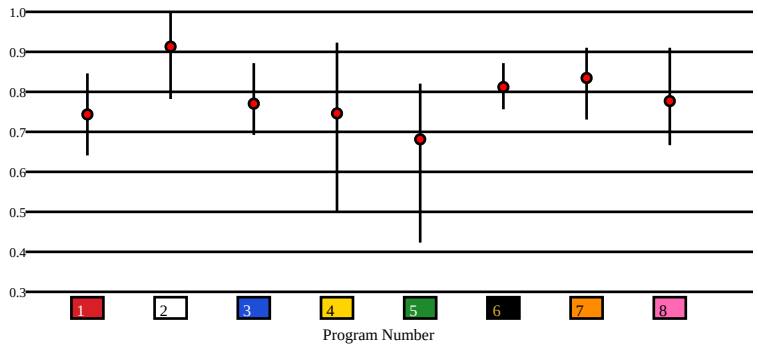

OAKLAWN PARK | 11/28/2026 | Race 2 | 6 Furlongs | Dirt | Maiden Claiming | Purse: $28,000

Speed # Edge (>=3)	SIM Odds		SIM Speed #		1st Call Leader		Early Pace		Late Pace		Total Pace	
	8	3-1	6	63.7	8	29.2%	2	89.0	6	70.7	6	159.3
	2	7/2	2	63.6	9	24.5%	8	89.0	2	66.7	2	155.7
	3	4-1	8	61.9	6	16.6%	6	88.7	4	65.0	4	153.0
	6	5-1	3	59.7	2	16.4%	4	88.0	8	63.0	8	152.0
	4	11-1	4	59.1	4	12.2%	9	87.7	3	63.0	9	146.0
	5	17-1	9	55.2	7	0.8%	7	84.7	1	61.3	7	145.3

					Pace / Improvement / Times														
No.	Horse	ML Odds	SIM Odds	PAR	PAR+	Early	Mid	Late	1/4	1/2	Class Move	Move by Lengths	1st Timer (3 Max)	Bullet & Go	Back Bullet	2nd Race Parability	Jockey Win	Jockey ITM	Trainer Win	Trainer ITM
1	CLEARLY CLOVER	15-1	332-1	NO	0.0%	▲			▲	▲	▼	-0.4					0.19	0.46	0.88	0.74
2	MANCUSO	7/2	7/2	YES	38.5%						▼	-1.6					0.53	0.73	0.90	0.66
3	START HER UP	9/2	4-1	YES	32.1%						▼	-0.2					0.50	0.76	1.00	0.93
4	BUCKEYE FAVORITE	5/2	11-1	YES	23.8%	▲	▲	▲	▲	▲	▼	-2.0					0.68	0.88	0.57	0.95
5	DREAMING OF JUNE	20-1	17-1	YES	17.0%			▲	▲		▲	0.8					0.63	0.86	0.57	0.70
6	HELENE'S POWER	3-1	5-1	YES	37.7%						▼	-2.2					0.87	0.87	0.96	1.00
7	URLUCKYURCUTE	20-1	1001-1	NO	0.0%		▲		▲	▲	▼	-1.2					0.38	0.84	0.42	0.53
8	DIAMONDINTHEROUGH	10-1	3-1	YES	40.5%	▲			▲		▼	-2.2					0.78	0.85	0.94	0.92
9	REACTIONARY	8-1	25-1	MAYBE -4	13.5%						▼	-0.6					1.00	1.00	0.78	0.75

No.	CZone %
3	72.7%
6	61.3%
1	49.3%
8	35.8%
9	31.5%
7	27.2%

E (CZ%)	EP (CZ%)	P (CZ%)	PC (CZ%)	C (CZ%)	ANY (CZ%)	N/A (CZ%)	1st
8 (35.8%)	4 (22.4%)		3 (72.7%)	1 (49.3%)		5 (0.0%)	
9 (31.5%)			6 (61.3%)	2 (0.0%)		7 (27.2%)	

SPEED CHART

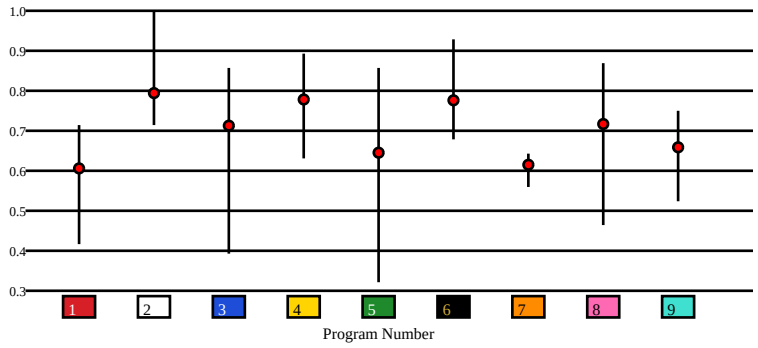

OAKLAWN PARK | 11/28/2026 | Race 3 | 1 1/16 Miles | Dirt | Starter Allowance | Purse: $45,000

Speed # Edge (>=3)		SIM Odds		SIM Speed #		1st Call Leader		Early Pace		Late Pace		Total Pace	
8	7	2	2-1	7	83.7	2	36.0%	8	87.7	2	89.0	2	175.7 (+9)
		7	5/2	2	81.7	8	29.7%	2	86.7	5	89.0	8	166.3
		8	3-1	8	77.8	3	22.9%	3	85.0	7	88.7	5	164.7
		6	20-1	5	74.5	1	9.0%	1	82.7	6	79.3	7	164.3
		5	42-1	4	73.1	4	2.0%	4	79.7	4	79.0	4	158.7
		3	52-1	6	72.7	5	0.4%	6	77.0	8	78.7	3	156.7

					Pace / Improvement / Times															
No.	Horse	ML Odds	SIM Odds	PAR	PAR+	Early	Mid	Late	1/4	1/2	Class Move	Move by Lengths	1st Timer (3 Max)	Bullet & Go	Back Bullet	2nd Race Parability	Jockey Win	Jockey ITM	Trainer Win	Trainer ITM
1	TEXAS CYCLONE	15-1	52-1	NO	0.0%		▲	▲	▲	▲	▲	1.8					0.53	0.76	0.58	0.84
2	PEA RIDGE	5/2	2-1	MAYBE -5	20.0%			▲			▲	0.2					0.48	0.62	0.57	0.79
3	TROUBLE AHEAD	12-1	52-1	MAYBE -5	0.0%				▲	▲	▲	0.6					0.73	0.79	0.93	0.96
4	GOD'S COUNTRY	15-1	70-1	NO	0.0%		▲										0.19	0.58	0.88	0.88
5	TAKEN ON THE RUN	12-1	42-1	NO	0.0%			▲			▲	2.0					1.00	1.00	0.85	0.83
6	STILL A SOLDIER	7/2	20-1	MAYBE -5	0.0%	▲	▲		▲	▲	▲	1.8					0.72	0.88	1.00	1.00
7	HERO'S MEDAL	8-1	5/2	MAYBE -1	12.0%	▲					▲	1.6					0.98	0.98	0.45	0.60
8	MONEYMILITIA	8/5	3-1	MAYBE -1	16.2%	▲	▲				▲	0.8					0.88	0.93	0.75	0.18

No.	CZone %
6	78.3%
7	50.2%
2	43.2%
5	30.2%
3	15.4%
1	9.0%

E (CZ%)	EP (CZ%)	P (CZ%)	PC (CZ%)	C (CZ%)	ANY (CZ%)	N/A (CZ%)	1st
1 (9.0%)		4 (6.0%)	3 (15.4%)	5 (30.2%)			
2 (43.2%)		8 (0.0%)	6 (78.3%)				
			7 (50.2%)				

SPEED CHART

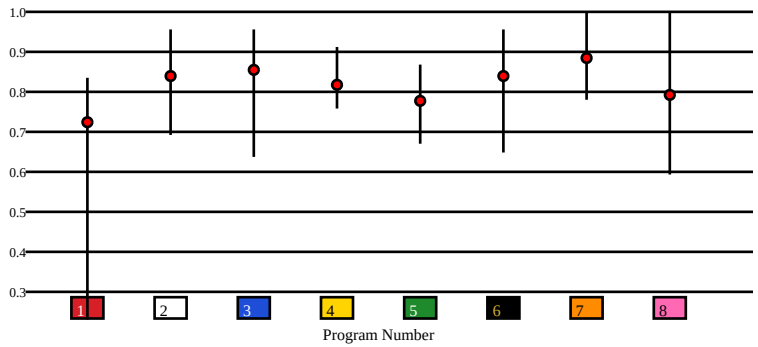

OAKLAWN PARK | 11/28/2026 | Race 4 | 6 Furlongs | Dirt | Maiden Claiming | Purse: $30,000

Speed # Edge (>=3)	SIM Odds		SIM Speed #		1st Call Leader		Early Pace		Late Pace		Total Pace	
	11	1/44	11	75.0 (+14)	11	38.4%	8	93.0	11	80.0 (+7)	11	171.0 (+13)
	4	44-1	9	61.0	8	28.5%	11	91.0	9	73.0	9	157.7
	7	1001-1	10	57.9	3	11.5%	3	88.5	7	73.0	7	154.0
	9	1001-1	6	53.6	10	4.5%	10	87.3	6	68.0	6	149.7
	10	1001-1	3	50.5	4	4.3%	9	84.7	10	62.3	10	149.7
	3	1001-1	5	50.5	9	3.1%	4	84.0	3	59.0	3	147.5

						Pace / Improvement / Times													
No.	Horse	ML Odds	SIM Odds	PAR	PAR+	Early	Mid	Late	1/4	1/2	Class Move	Move by Lengths	1st Timer (3 Max)	Bullet & Go	Back Bullet	2nd Race Parability	Jockey Win	Jockey ITM	Trainer Win	Trainer ITM
1	LILMISSINDEPENDET	20-1	1001-1	NO	0.0%						▼	-1.4					0.53	0.76	0.21	0.51
2	BACK NINE	20-1	1001-1	NO	0.0%	▲					▲	1.0					0.96	0.95	0.42	0.80
3	DORIS J	30-1	1001-1	NO	0.0%						▼	-0.6					0.73	0.79	0.13	0.21
4	TIZ A RYDER	20-1	44-1	NO	8.5%						→	0.0					0.66	0.86	0.84	0.97
5	RAY GENE'S GIRL	20-1	1001-1	NO	0.0%								2.30				0.77	0.88	0.63	0.88
6	WHISPERING CHARM	5-1	1001-1	YES	13.0%						▼	-1.8					1.00	1.00	0.44	0.72
7	HADLEYS SECRET	10-1	1001-1	NO	0.0%						→	0.0				76	0.98	0.98	0.39	0.64
8	MONETA	12-1	1001-1	NO	0.0%	▲	▲		▲	▲	→	0.0					0.72	0.88	0.44	0.79
9	AIR CASTLE	9/2	1001-1	MAYBE -1	6.7%						▼	-0.4					0.88	0.93	0.06	0.48
10	ROOTS TOOTN	8-1	1001-1	MAYBE -2	0.0%						▼	-0.2					0.56	0.78	0.30	0.65
11	BOSSA DAMA	7/5	1/44	YES	100.0%						▲	13.84					0.79	0.88	0.44	0.70
12	L. A. BLING	15-1	1001-1	NO	0.0%								2.33				0.92	0.87	1.00	1.00

No.	CZone %
9	76.9%
2	63.6%
10	42.9%
6	40.6%
8	32.1%
3	19.0%

E (CZ%)	EP (CZ%)	P (CZ%)	PC (CZ%)	C (CZ%)	ANY (CZ%)	N/A (CZ%)	1st
		8 (32.1%)	9 (76.9%)	6 (40.6%)	2 (63.6%)	1 (0.0%)	5
		10 (42.9%)		11 (18.2%)		3 (19.0%)	12
						4 (10.4%)	
						7 (0.0%)	

SPEED CHART

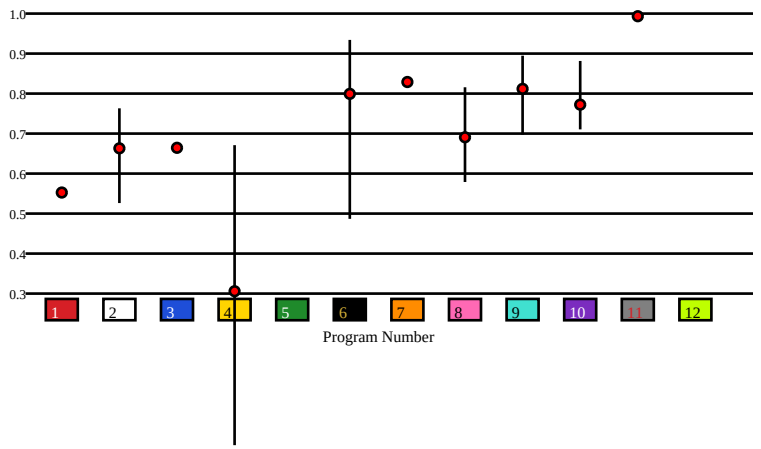

OAKLAWN PARK | 11/28/2026 | Race 5 | 6 Furlongs | Dirt | Maiden Claiming | Purse: $54,000

Speed # Edge (>=3)	
11	6

SIM Odds	
3	4-1
9	9-1
7	10-1
6	10-1
4	10-1
1	10-1

SIM Speed #	
3	60.6
6	58.3
11	58.3
5	58.2
1	58.1
7	58.1

1st Call Leader	
11	55.4%
3	21.2%
10	15.9%
6	3.8%
8	2.5%
7	0.4%

Early Pace	
11	87.0
10	83.0
3	81.3
6	80.0
8	79.5
9	73.3

Late Pace	
11	84.0 (+9)
2	75.0
9	74.7
6	73.0
10	72.0
3	71.0

Total Pace	
11	171.0 (+16)
10	155.0
6	153.0
3	152.3
9	148.0
2	145.0

Pace / Improvement / Times

No.	Horse	ML Odds	SIM Odds	PAR	PAR+	Early	Mid	Late	1/4	1/2	Class Move	Move by Lengths	1st Timer (3 Max)	Bullet & Go	Back Bullet	2nd Race Parability	Jockey Win	Jockey ITM	Trainer Win	Trainer ITM
1	BOILING	20-1	10-1	NO	0.0%								2.28				0.44	0.85	1.00	1.00
2	PUSHROD	30-1	1001-1	NO	0.0%						▲	0.2					0.59	0.78	0.31	0.57
3	MANDALAY	10-1	4-1	NO	0.0%						▼	-0.8					0.33	0.35	0.32	0.64
4	STORMY BOY	15-1	10-1	NO	0.0%								2.50				0.82	0.80	0.52	0.71
5	CERRONE	5-1	10-1	NO	0.0%								2.67				0.69	0.81	0.92	0.90
6	PRATEEN	9/2	10-1	NO	0.0%						▼	-1.2				80	0.64	0.80	0.71	0.81
7	DECATUR DOUG	20-1	10-1	NO	0.0%								2.20				1.00	1.00	1.00	1.00
8	KNOW IT ALL	20-1	1001-1	NO	0.0%	▲			▲	▲	▲	2.2					0.17	0.53	0.29	0.58
9	LINDENBORG	12-1	9-1	NO	0.0%						▼	-0.4					0.85	0.87	0.40	0.58
10	TOUGH SAMARITAN	15-1	11-1	NO	0.0%						▲	3.4					0.87	0.90	0.41	0.54
11	FLANKER	6/5	11-1	MAYBE -4	0.0%						▼	-0.8				86	0.89	0.91	0.71	0.74
12	BLUES TOWN	20-1	11-1	NO	0.0%								2.30				0.49	0.66	0.48	0.85

No.	CZone %
8	17.9%
11	10.1%
10	8.0%
1	0.0%
4	0.0%
3	0.0%

E (CZ%)	EP (CZ%)	P (CZ%)	PC (CZ%)	C (CZ%)	ANY (CZ%)	N/A (CZ%)	1st
		11 (10.1%)		10 (8.0%)		2 (0.0%)	1
						3 (0.0%)	4
						6 (0.0%)	5
						8 (17.9%)	7
						9 (0.0%)	12

SPEED CHART

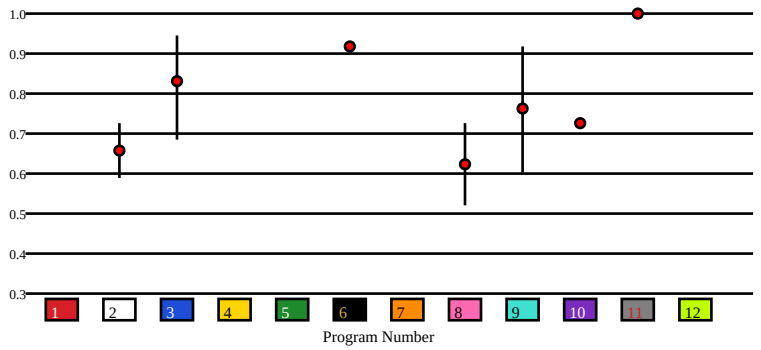

OAKLAWN PARK | 11/28/2026 | Race 6 | 1 Mile | Dirt | OklwnSprtB140k | Purse: $140,000

Speed # Edge (>=3)		SIM Odds		SIM Speed #		1st Call Leader		Early Pace		Late Pace		Total Pace	
2	3	2	0-1	2	91.5 (+11)	5	62.5%	5	94.0	3	95.0 (+8)	3	182.0
		3	1001-1	6	80.4	2	21.7%	2	90.0	4	87.5	5	178.0
		5	1001-1	3	80.3	3	7.3%	3	87.0	6	84.7	2	170.0
		6	1001-1	5	80.1	1	5.5%	1	86.0	5	84.0	6	168.0
		4	1001-1	4	79.9	7	1.8%	7	84.0	7	82.5	4	167.5
		7	1001-1	7	79.0	6	0.9%	6	83.3	2	80.0	7	166.5

Pace / Improvement / Times

No.	Horse	ML Odds	SIM Odds	PAR	PAR+	Early	Mid	Late	1/4	1/2	Class Move	Move by Lengths	1st Timer (3 Max)	Bullet & Go	Back Bullet	2nd Race Parability	Jockey Win	Jockey ITM	Trainer Win	Trainer ITM
1	SCHWARZ	20-1	1001-1	NO	0.0%			▲			▲	5.8					1.00	1.00	0.34	0.51
2	IMPERIAL HONOR	1-1	0-1	YES	92.0%						▼	-1.8					0.79	0.90	1.00	1.00
3	FLEETFOOT MAC	7/2	1001-1	MAYBE -2	0.0%						▲	0.2				100	0.79	0.89	0.57	0.79
4	FATE OF WAR	12-1	1001-1	NO	0.0%			▲			▲	3.6					0.84	0.93	0.43	0.77
5	MODONDAY	9/2	1001-1	MAYBE -3	0.0%						▲	1.0				99	0.90	0.94	0.81	0.92
6	TAKE A PICTURE	12-1	1001-1	MAYBE -4	0.0%			▲			▲	0.6					0.57	0.79	0.50	0.74
7	EXCELLENT	10-1	1001-1	NO	0.0%		▲				▲	0.6					0.73	0.89	0.59	0.80

No.	CZone %
5	72.6%
2	31.8%
7	16.8%
3	14.7%
1	13.9%
6	9.0%

E (CZ%)	EP (CZ%)	P (CZ%)	PC (CZ%)	C (CZ%)	ANY (CZ%)	N/A (CZ%)	1st
2 (31.8%)		4 (4.2%)		1 (13.9%)			
3 (14.7%)		6 (9.0%)		7 (16.8%)			
5 (72.6%)							

SPEED CHART

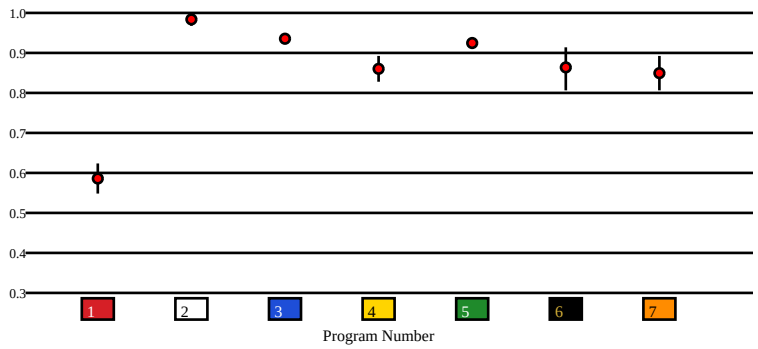

OAKLAWN PARK | 11/28/2026 | Race 7 | 6 Furlongs | Dirt | Maiden Special Weight | Purse: $105,000

Speed # Edge (>=3)		SIM Odds		SIM Speed #		1st Call Leader		Early Pace		Late Pace		Total Pace	
8	4	5	2-1	5	64.3	5	73.6%	5	89.3	4	87.0 (+7)	8	162.0
		10	14-1	10	61.8	8	11.6%	8	85.0	2	79.7	10	159.0
		8	15-1	3	61.7	7	10.7%	7	85.0	10	78.0	12	157.0
		6	15-1	4	61.7	12	2.1%	12	83.0	8	77.0	5	156.3
		12	16-1	1	61.6	13	0.9%	11	81.0	6	74.0	2	154.0
		3	17-1	12	61.6	14	0.3%	10	81.0	12	74.0	6	153.0

						Pace / Improvement / Times												
No.	Horse	ML Odds	SIM Odds	PAR	PAR+	Early	Mid	Late	1/4	1/2	Class Move	Move by Lengths	1st Timer (3 Max)	Bullet & Go	Back Bullet	2nd Race Parability	Jockey Win	Jockey ITM	Trainer Win	Trainer ITM
1	KELBYCAN	15-1	17-1	NO	0.0%								1.33				0.19	0.58	0.61	0.78
2	HEY BABY MIKKO	15-1	1001-1	NO	0.0%			▲			▲	1.6					0.56	0.78	0.64	0.98
3	POPPY'S PLAYHOUSE	20-1	17-1	NO	0.0%						▼	-0.2					0.88	0.93	0.64	0.35
4	BIG CITY STEVE	8-1	19-1	NO	0.0%						▼	-2.2					0.62	0.59	0.80	0.75
5	BETTERQUITTHATBOY	4-1	2-1	MAYBE -4	11.9%				▲		▲	0.2					1.00	1.00	0.39	0.67
6	RITORNELLO	15-1	15-1	NO	0.0%				▲		▼	-1.4					0.50	0.93	0.57	0.78
7	MIDNIGHT COMMANDER	6-1	19-1	NO	0.0%						▼	-0.8					0.82	0.85	0.68	0.86
8	SERIOUS BEAST	5/2	15-1	NO	0.0%						▲	0.8				84	0.72	0.88	0.62	0.77
9	SWEET LOU	20-1	18-1	NO	0.0%								1.31				0.53	0.76	0.30	0.50
10	DRUMMER BILL	5-1	14-1	NO	0.0%						▼	-0.8				79	0.56	0.78	0.54	0.67
11	TWO STEPPIN RAY	20-1	20-1	NO	0.0%						▲	0.6					0.77	0.88	0.60	0.73
12	CUTT THE D'ORO	10-1	16-1	NO	0.0%						▲	1.0				80	0.66	0.86	0.62	0.83
13	HOLLYS BRO RICHARD (AE)	12-1	17-1	NO	0.0%								2.27				0.44	0.61	1.00	1.00
14	MEL'S JOY (AE)	12-1	18-1	NO	0.0%								2.65		✔		0.77	0.88	0.98	0.90

No.	CZone %
2	46.6%
8	24.4%
11	23.4%
4	0.0%
3	0.0%
1	0.0%

E (CZ%)	EP (CZ%)	P (CZ%)	PC (CZ%)	C (CZ%)	ANY (CZ%)	N/A (CZ%)	1st
5 (0.0%)				2 (46.6%)		3 (0.0%)	1
				8 (24.4%)		4 (0.0%)	9
				12 (0.0%)		6 (0.0%)	13
						7 (0.0%)	14
						10 (0.0%)	
						11 (23.4%)	

SPEED CHART

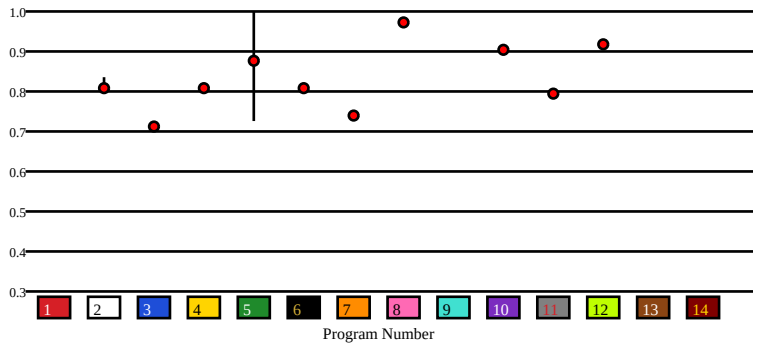

OAKLAWN PARK | 11/28/2026 | Race 8 | 6 Furlongs | Dirt | HR | Purse: $50,000

Speed # Edge (>=3)		SIM Odds		SIM Speed #		1st Call Leader		Early Pace		Late Pace		Total Pace	
10	6	6	7/5	7	86.0	6	45.1%	6	96.7	2	87.3	6	175.7 (+5)
		7	4-1	5	84.8	1	17.8%	1	92.7	5	83.0	5	170.3
		3	7-1	2	79.2	4	16.4%	4	92.0	7	82.0	1	168.3
		5	10-1	3	79.1	7	13.3%	10	89.7	6	79.0	4	168.0
		10	11-1	10	78.2	5	3.0%	5	87.3	3	76.7	10	165.3
		1	41-1	4	77.9	10	2.4%	3	84.3	4	76.0	2	162.7

						Pace / Improvement / Times													
No.	Horse	ML Odds	SIM Odds	PAR	PAR+	Early	Mid	Late	1/4	1/2	Class Move	Move by Lengths	1st Timer (3 Max)	Bullet & Go	Back Bullet	2nd Race Parability	Jockey Win	Jockey ITM	Trainer Win	Trainer ITM
1	COMING SOON	15-1	41-1	NO	0.0%	▲											0.77	0.88	0.51	0.88
2	ONE TEN STADIUM	10-1	124-1	NO	0.0%		▲		▲								0.82	0.85	0.51	0.88
3	GOOGOL JOKE	10-1	7-1	NO	0.0%	▲	▲		▲	▲							0.72	0.88	0.29	0.91
4	ROOSTER J	12-1	42-1	NO	0.0%	▲			▲	▲							0.92	0.87	0.49	0.96
5	CAPITAL CONNECTION	3-1	10-1	NO	0.0%				▲	▲							0.88	0.93	0.98	0.98
6	NICHOLAI	9/2	7/5	NO	0.0%	▲	▲		▲	▲							0.56	0.78	0.38	0.68
7	STREET WARRIOR	5/2	4-1	NO	0.0%		▲										0.77	0.85	0.63	0.91
8	C. J'S STORM	15-1	58-1	NO	0.0%					▲							0.77	0.88	0.51	0.89
9	TWO DOLLAR EDDIE	20-1	124-1	NO	0.0%	▲	▲		▲								0.48	0.62	1.00	1.00
10	DIVINE JUSTICE	6-1	11-1	NO	0.0%												1.00	1.00	1.00	1.00

No.	CZone %
2	76.7%
4	60.5%
1	60.3%
6	52.4%
8	44.8%
5	23.3%

E (CZ%)	EP (CZ%)	P (CZ%)	PC (CZ%)	C (CZ%)	ANY (CZ%)	N/A (CZ%)	1st
3 (1.2%)	1 (60.3%)	10 (10.1%)	2 (76.7%)				
6 (52.4%)	4 (60.5%)		8 (44.8%)				
	5 (23.3%)						
	7 (17.2%)						
	9 (9.5%)						

SPEED CHART

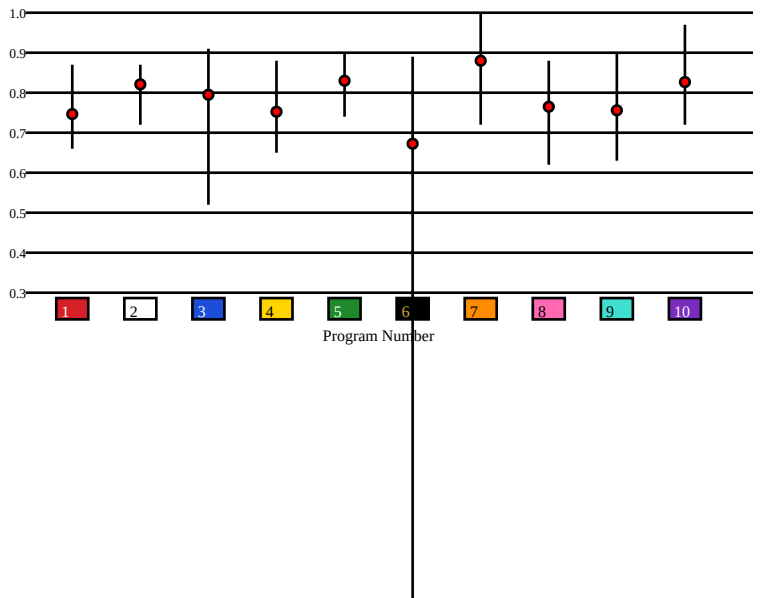

OAKLAWN PARK | 11/28/2026 | Race 9 | 1 Mile | Dirt | 5thSeasnL150k | Purse: $150,000

Speed # Edge (>=3)	
5	7

SIM Odds	
5	2-1
1	4-1
4	5-1
2	8-1
8	15-1
3	16-1

SIM Speed #	
5	98.6
1	93.7
8	91.7
2	91.5
3	90.1
7	88.9

1st Call Leader	
1	27.7%
9	24.7%
3	22.7%
8	12.3%
2	6.4%
5	3.4%

Early Pace	
1	90.3
3	87.0
8	87.0
9	87.0
7	82.7
5	81.0

Late Pace	
5	99.7
4	98.0
2	92.5
10	92.3
8	90.3
7	87.7

Total Pace	
5	180.7
8	177.3
3	173.3
4	171.3
1	171.0
7	170.3

						Pace / Improvement / Times													
No.	Horse	ML Odds	SIM Odds	PAR	PAR+	Early	Mid	Late	1/4	1/2	Class Move	Move by Lengths	1st Timer (3 Max)	Bullet & Go	Back Bullet	2nd Race Parability	Jockey Win	Jockey ITM	Trainer Win	Trainer ITM
1	NU WHAT'S NEW	5/2	4-1	YES	52.2%						▼	-1.2					0.88	0.93	0.63	0.87
2	NEVADA BEACH	7/2	8-1	YES	43.6%		▲		▲		▲	18.75					0.71	0.83	0.79	0.85
3	NATIVE LAND	10-1	16-1	YES	38.3%						▲	0.8					1.00	1.00	0.95	0.90
4	TENNESSEE LAMB	20-1	5-1	YES	34.4%						▼	-0.4					0.56	0.78	0.85	0.81
5	COAL BATTLE	3-1	2-1	YES	78.6%	▲	▲		▲		▼	-2.4					0.58	0.81	0.41	0.71
6	MACKMAN	15-1	39-1	YES	31.6%	▲					▼	-0.6					0.48	0.62	0.75	0.79
7	PRINCE OF POWER	20-1	35-1	YES	33.4%	▲					▼	-0.6					0.82	0.85	0.85	0.81
8	WILL TAKE IT	15-1	15-1	YES	44.5%						▼	-0.4					0.72	0.88	1.00	0.81
9	WOODCOURT	12-1	249-1	YES	14.0%						▲	0.8					0.77	0.88	0.97	1.00
10	WINTERS LION	30-1	124-1	YES	17.1%	▲	▲	▲	▲	▲	▼	-0.2					0.83	0.92	0.51	0.80
11	PUBLISHER	8-1	499-1	YES	11.1%	▲		▲	▲								0.44	0.61	0.95	0.96

No.	CZone %
1	38.3%
4	33.0%
8	31.7%
9	30.8%
3	29.9%
6	25.7%

E (CZ%)	EP (CZ%)	P (CZ%)	PC (CZ%)	C (CZ%)	ANY (CZ%)	N/A (CZ%)	1st
1 (38.3%)		2 (5.0%)	6 (25.7%)	5 (9.6%)	4 (33.0%)		
3 (29.9%)		10 (3.8%)	8 (31.7%)				
7 (5.2%)			11 (18.6%)				
9 (30.8%)							

SPEED CHART

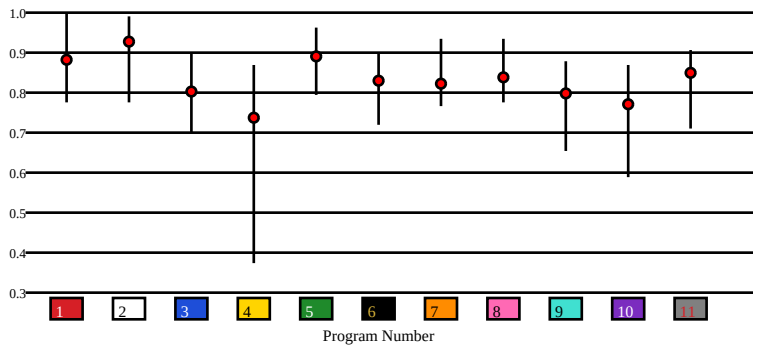

OAKLAWN PARK | 11/28/2026 | Race 10 | 6 Furlongs | Dirt | Allowance | Purse: $115,000

Speed # Edge (>=3)	SIM Odds		SIM Speed #		1st Call Leader		Early Pace		Late Pace		Total Pace	
	1	9/5	1	95.4	11	28.2%	1	97.0	2	91.0	1	184.5
	11	3-1	2	92.6	1	25.2%	4	95.3	3	90.3	2	182.3
	2	7-1	11	90.1	4	19.0%	11	93.7	8	89.3	4	179.3
	4	7-1	14	89.3	13	14.1%	13	93.3	5	88.5	3	178.7
	14	21-1	4	89.2	9	5.6%	9	91.7	1	87.5	11	177.0
	9	25-1	5	87.6	12	3.4%	2	91.3	7	84.3	8	175.7

						Pace / Improvement / Times													
No.	Horse	ML Odds	SIM Odds	PAR	PAR+	Early	Mid	Late	1/4	1/2	Class Move	Move by Lengths	1st Timer (3 Max)	Bullet & Go	Back Bullet	2nd Race Parability	Jockey Win	Jockey ITM	Trainer Win	Trainer ITM
1	GETTINBY	5/2	9/5	YES	54.8%	▲	▲		▲	▲	▲	0.8					0.63	0.80	0.61	0.77
2	CAMPOBASSO	3-1	7-1	YES	41.8%		▲		▲	▲	→	0.0					0.68	0.81	1.00	1.00
3	TIZ AUTHORITY	12-1	499-1	MAYBE -5	0.0%	▲		▲	▲		▲	0.8					0.73	0.77	0.41	0.71
4	DARK VINTAGE	4-1	7-1	YES	32.3%		▲	▲			▲	0.6					0.99	1.00	0.82	0.94
5	BOCA BEACH CLUB	10-1	124-1	MAYBE -3	3.7%	▲			▲		▲	0.4					0.87	0.90	0.41	0.74
6	Q'S GOT CLASS	15-1	62-1	NO	9.5%	▲	▲	▲	▲	▲	▲	3.0					0.78	0.85	0.50	0.74
7	STONE COUNTY	30-1	36-1	NO	10.6%			▲			▲	1.0					0.42	0.57	0.53	0.94
8	BRILLIANT PLAN	6-1	249-1	MAYBE -2	4.4%						▲	0.6					1.00	0.99	0.59	0.77
9	CARIBBEAN DREAM	15-1	25-1	MAYBE -2	19.9%			▲			▲	1.4					0.88	0.91	0.70	0.87
10	DUAL MONARCHY	30-1	1001-1	MAYBE -5	0.0%	▲	▲				▲	1.4					0.50	0.71	0.26	0.52
11	FIVE O' SOMEWHERE	20-1	3-1	YES	39.8%	▲	▲		▲	▲	▲	0.6					0.44	0.85	0.49	0.68
12	PISTOLE	20-1	1001-1	NO	0.0%			▲	▲	▲	▲	0.8					0.68	0.80	0.63	0.85
13	BOB'S CARROT (AE)	20-1	142-1	MAYBE -1	7.6%		▲		▲	▲	→	0.0					0.78	0.85	0.85	0.78
14	GHAZAALY (AE)	7/2	21-1	YES	22.1%			▲			▼	-0.2					0.73	0.77	0.55	0.69

No.	CZone %
4	84.9%
3	79.2%
1	60.3%
12	41.5%
11	33.8%
10	29.4%

E (CZ%)	EP (CZ%)	P (CZ%)	PC (CZ%)	C (CZ%)	ANY (CZ%)	N/A (CZ%)	1st
13 (21.5%)	1 (60.3%)	2 (26.8%)	3 (79.2%)	5 (19.8%)	4 (84.9%)		
	6 (0.7%)	9 (16.5%)	10 (29.4%)	7 (13.2%)			
	8 (4.0%)	14 (2.0%)	12 (41.5%)				
	11 (33.8%)						

SPEED CHART

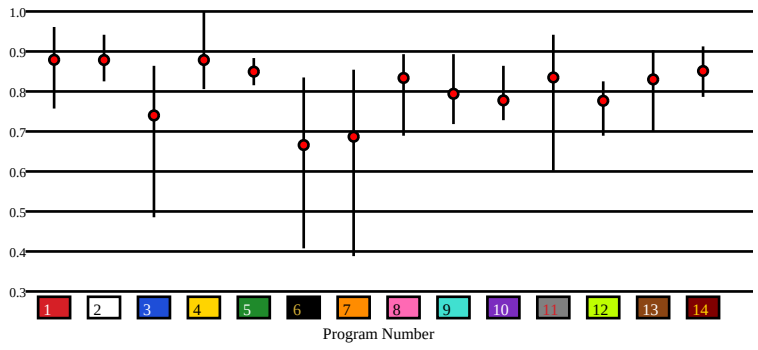

Back to Race Summary

SMART SHEETS

Data Guide & Structural Interpretation Framework

DATA FOUNDATION

All Smart Sheets metrics are derived from up to the horse's 10 most recent races, where applicable. Calculations are structured to emphasize recent form, reflect demonstrated performance patterns, and reduce distortion from outdated efforts.

More recent races carry greater interpretive weight within projections and structural evaluations. This ensures current condition and form cycles are prioritized over distant historical performance.

PERFORMANCE STANDARD

PAR (Race Standard)

PAR indicates whether a horse has previously run a speed figure equal to or greater than today's race standard.

Designations include:

'**YES**' – Has met or exceeded today's PAR

'**MAYBE**' -1 to -5 – Finished within 1 to 5 speed points of today's PAR

'**NO**' – Has not approached today's PAR level

The MAYBE designation identifies horses that have demonstrated competitive proximity without fully qualifying.

PAR+

PAR+ represents the percentage of simulations in which the horse meets or exceeds today's PAR standard. Higher percentages indicate more frequent projected competitiveness at today's performance level. PAR+ reflects projected probability rather than past qualification alone.

Performance Context

Approximately 5 Speed or Pace points equate to 1 length. This conversion provides scale when interpreting speed separation, PAR proximity, pace advantage, and structural positioning. Small numeric gaps may represent marginal positional differences, while larger separations may reflect more meaningful competitive distance.

SPEED & VALUE STRUCTURE

Speed # Edge (Minimum Threshold: 3 Points)

Speed # Edge highlights meaningful separation between projected top speed figures. An edge is recognized only when a horse holds a minimum 3-point advantage over the next highest projected figure.

Using the structural scale:

3 points ≈ slightly more than half a length

5 points ≈ approximately 1 length

This threshold filters out normal figure variance and isolates measurable separation.

SIM Odds

SIM Odds represent fair-value odds derived from simulation probability. They reflect the model's internal estimate of each horse's likelihood of winning relative to the field.

When compared to Morning Line or live wagering odds, differences between projected probability and market pricing may help identify potential mispricing or value discrepancies.

Smart Sheets does not make wagering recommendations. SIM Odds provide a structured framework for evaluating probability versus price.

SIM Speed

SIM Speed is a projected performance figure generated from race simulations. It estimates how fast the horse is expected to run today under modeled pace and race-flow conditions. The number is most useful when evaluated relative to the field rather than in isolation.

Speed Chart

The Speed Chart visually displays each horse's recent speed range:

'**Top**' of line – Maximum figure

'**Bottom**' of line – Minimum figure

'**Red Dot**' – Average figure

This allows evaluation of ceiling, floor, consistency, and volatility.

PACE PROJECTIONS

1st Call Leader Projection

This metric estimates the likelihood a horse will be on the lead at the first call. It helps define projected early race structure and potential pace pressure.

Early & Late Pace

These columns reflect performance strength in the front half and finishing phase of the race. Evaluating these collectively helps visualize projected race flow and potential positional advantages.

Total Pace

Total Pace represents combined early and late performance strength. Separation within this column may indicate in-race structural advantage when evaluated relative to the field.

POSITIONAL PROFILE

C-Zone (Comfort Zone)

C-Zone measures how closely today's projected race conditions align with the pace environment under which the horse produced its best competitive finish. It evaluates race fit rather than raw speed. Higher percentages indicate stronger alignment between projected structure and demonstrated success conditions.

Pace View

Pace View categorizes horses based on positional tendencies during competitive finishes.

'**E**' – Front-runner

'**EP**' – Lead or press

'**P**' – Tactical stalker

'**PC**' – Versatile stalker/closer

'**C**' – Closer

'**ANY**' – Demonstrated multiple effective styles

'**N/A**' – No competitive finish within 5 lengths

'**1st**' – First-time starter

The percentage displayed next to each horse represents its C-Zone score, combining positional tendency with projected structural fit.

DEVELOPMENT & MOVEMENT SIGNALS

Class Move

Indicates whether a horse is moving up in class, moving down in class, or remaining at a similar level. Class shifts may influence competitive positioning within today's race structure.

First-Time Starter Rank

Ranks debut runners using internal evaluation metrics for comparison within the field. The maximum First-Time Starter score is 3, representing the strongest relative rating among debut runners in the race.

Workout Indicators

Bullet / Bullet & Go indicators reflect strong recent workouts relative to the field and may signal preparation sharpness.

2nd Race Parability

Applies to lightly raced horses making their second start. Indicates whether projected development meets or exceeds today's PAR standard.

This metric may carry increased relevance when few or no horses have previously met today's PAR threshold.

CONNECTION STRENGTH

Jockey and Trainer ratings are scaled within the field and color-coded to reflect relative strength.

COLOR FORMATTING & STRUCTURAL EDGE IDENTIFICATION

Smart Sheets uses color formatting and structured layout to visually identify potential structural advantages, including meaningful speed separation, PAR qualification or proximity, projected pace leadership, connection strength, and simulation pricing disparities.

Interpretation of how these elements interact remains the responsibility of the user.

DISCLAIMER

Smart Sheets data is compiled using information derived from reputable industry sources and publicly available racing data. All data is used in good faith and presented for informational and educational purposes. While every effort is made to ensure accuracy and completeness, errors, omissions, or data inconsistencies may occur and are unintended.

Smart Sheets is a decision-support tool and does not guarantee outcomes.

RESPONSIBLE WAGERING NOTICE

Horse racing wagering involves financial risk. Users should never wager more than they can afford to lose.If you cannot afford to lose anything, you should not gamble.

If you believe you may have a gambling problem, seek assistance immediately through a licensed professional or recognized responsible gaming organization.

All wagering decisions are solely the responsibility of the user.