

See the Edge in Every Race

ZIA PARK 11/06/2026

How to Use Smart Sheets → https://horseracingtoday.net/wp-content/uploads/2026/03/HRTSmartSheetsExplanations.pdf

Race	Distance	Surface	Race Type	Purse
Race 1	300 Yards	Dirt	Maiden Claiming	$29,500
Race 2	350 Yards	Dirt	Maiden Claiming	$32,000
Race 3	350 Yards	Dirt	Claiming	$31,000
Race 4	400 Yards	Dirt	Maiden Special Weight	$45,000
Race 5	400 Yards	Dirt	Maiden Special Weight	$45,000
Race 6	3.95 Furlongs	Dirt	Allowance	$60,000
Race 7	400 Yards	Dirt	Allowance	$50,000
Race 8	350 Yards	Dirt	Allowance	$55,000
Race 9	400 Yards	Dirt	Allowance	$65,000
Race 10	350 Yards	Dirt	Allowance	$50,000
Appendix			Smart Sheets Reference Guide	

ZIA PARK | 11/06/2026 | Race 1 | 300 Yards | Dirt | Maiden Claiming | Purse: $29,500

Speed # Edge (>=3)	
6	5

SIM Odds	
6	3-1
9	7/2
10	5-1
5	9-1
11	9-1
2	12-1

SIM Speed #	
10	80.0
6	78.7
11	77.6
5	76.8
9	74.9
7	71.0

1st Call Leader	
11	9.9%
9	9.8%
7	9.7%
6	9.5%
4	9.3%
5	9.1%

Early Pace
9
10
6
11
5
1

Late Pace
9
10
6
11
5
1

Total Pace
9
10
6
11
5
1

						Pace / Improvement / Times														
No.	Horse	ML Odds	SIM Odds	PAR	PAR+	Early	Mid	Late	1/4	1/2	Class Move	Move by Lengths	1st Timer (3 Max)	Bullet & Go	Back Bullet	2nd Race Parability	Jockey Win	Jockey ITM	Trainer Win	Trainer ITM
1	BIG DADDY CINNAMON	30-1	1001-1	NO	0.0%												0.40	0.46	0.87	0.77
2	REALEYEZ	20-1	12-1	NO	0.0%												0.70	0.73	0.76	0.96
3	RULETAS VIKE	30-1	1001-1	NO	0.0%												0.70	0.73	0.87	0.77
4	JACKIE JETTIN ON	20-1	25-1	NO	0.0%												0.70	0.73	0.87	0.77
5	KING OF KIA	5-1	9-1	NO	0.0%												1.00	1.00	0.87	0.77
6	ROSETAS VIKE	15-1	3-1	NO	0.0%												0.70	0.73	0.87	0.77
7	CORONA FOR JESSE	10-1	28-1	NO	0.0%												0.70	0.73	0.87	0.77
8	JESS A FLASHY GIRL	8-1	124-1	NO	0.0%												0.70	0.73	0.84	0.35
9	ONE QUICK DASH	9/5	7/2	NO	0.0%												0.70	0.73	1.00	1.00
10	WILD TYMES	2-1	5-1	NO	0.0%												0.70	0.73	0.87	0.77
11	INDIS CARTEL (AE)	5-1	9-1	NO	0.0%												0.70	0.73	0.87	0.77

No.	CZone %
1	0.0%
2	0.0%
3	0.0%
4	0.0%
5	0.0%
6	0.0%

E (CZ%)	EP (CZ%)	P (CZ%)	PC (CZ%)	C (CZ%)	ANY (CZ%)	N/A (CZ%)	1st
						1 (0.0%)	
						2 (0.0%)	
						3 (0.0%)	
						4 (0.0%)	
						5 (0.0%)	
						6 (0.0%)	
						7 (0.0%)	
						8 (0.0%)	
						9 (0.0%)	
						10 (0.0%)	
						11 (0.0%)	

SPEED CHART

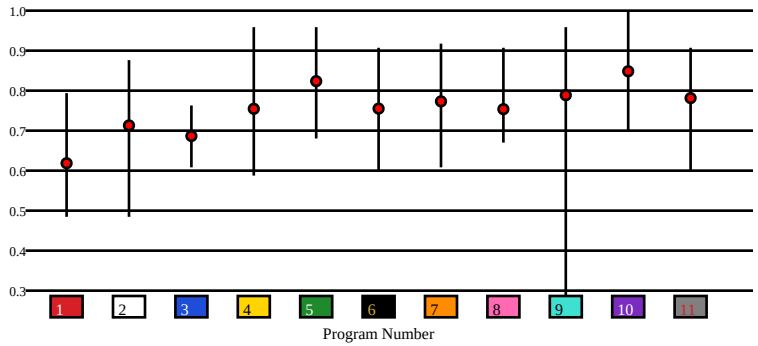

ZIA PARK | 11/06/2026 | Race 2 | 350 Yards | Dirt | Maiden Claiming | Purse: $32,000

Speed # Edge (>=3)	SIM Odds		SIM Speed #		1st Call Leader		Early Pace	Late Pace	Total Pace
	4	1-1	4	83.5 (+13)	3	9.1%	4	4	4
	10	10-1	10	70.8	7	9.0%	2	2	2
	1	10-1	9	70.2	2	8.9%	10	10	10
	2	13-1	5	69.4	11	8.8%	3	3	3
	5	14-1	3	69.2	4	8.5%	1	1	1
	3	15-1	6	68.2	1	8.4%	6	6	6

						Pace / Improvement / Times													
No.	Horse	ML Odds	SIM Odds	PAR	PAR+	Early	Mid	Late	1/4	1/2	Class Move	Move by Lengths	1st Timer (3 Max)	Bullet & Go	Back Bullet	2nd Race Parability	Jockey Win	Jockey ITM	Trainer Win	Trainer ITM
1	PATRONA LEGACY	6-1	10-1	NO	0.0%												0.78	0.82	0.66	0.69
2	SONIAS MERCEDES	5/2	13-1	NO	0.0%												0.78	0.82	0.66	0.69
3	EL GUERO TRAVIEZO GR	12-1	15-1	NO	0.0%												1.00	1.00	0.66	0.69
4	DREAM CORONA	3-1	1-1	NO	0.0%												0.78	0.82	0.66	0.69
5	VIPERCORONA	10-1	14-1	NO	0.0%								1.67				0.78	0.82	1.00	0.81
6	SHINOBIE	9/2	55-1	NO	0.0%												0.78	0.82	0.66	0.69
7	HEZA BIG STORM	15-1	1001-1	NO	0.0%												0.78	0.82	0.66	1.00
8	JM BUTTERFLY	20-1	1001-1	NO	0.0%												0.56	0.76	0.66	0.69
9	JESS LIKE ELMER	10-1	76-1	NO	0.0%												0.95	0.85	0.66	0.69
10	RRELENTLESS WHO	20-1	10-1	NO	0.0%												0.23	0.44	0.66	0.69
11	RUNNING CARTEL (AE)	30-1	1001-1	NO	0.0%												1.00	1.00	0.66	0.69
12	AA SCARFACE (AE)	30-1	1001-1	NO	0.0%												0.95	0.85	0.32	0.26

No.	CZone %
1	0.0%
2	0.0%
3	0.0%
4	0.0%
5	0.0%
6	0.0%

E (CZ%)	EP (CZ%)	P (CZ%)	PC (CZ%)	C (CZ%)	ANY (CZ%)	N/A (CZ%)	1st
						1 (0.0%)	5
						2 (0.0%)	
						3 (0.0%)	
						4 (0.0%)	
						6 (0.0%)	
						7 (0.0%)	
						8 (0.0%)	
						9 (0.0%)	
						10 (0.0%)	
						11 (0.0%)	
						12 (0.0%)	

SPEED CHART

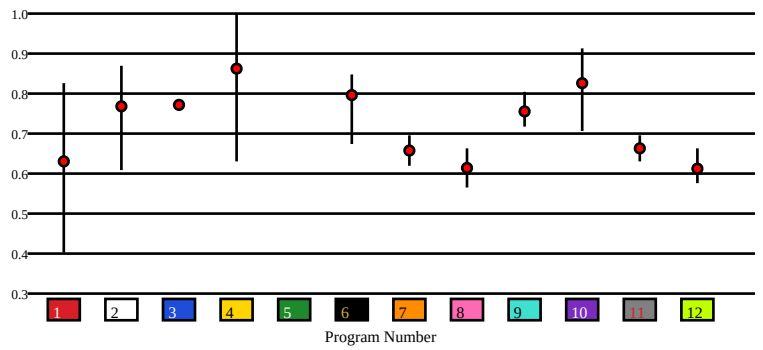

ZIA PARK | 11/06/2026 | Race 3 | 350 Yards | Dirt | Claiming | Purse: $31,000

Speed # Edge (>=3)	SIM Odds		SIM Speed #		1st Call Leader		Early Pace	Late Pace	Total Pace
	1	8/5	12	78.0	2	9.2%	1	1	1
	8	4-1	8	77.1	12	8.9%	8	8	8
	12	8-1	9	76.8	7	8.8%	12	12	12
	6	10-1	1	76.4	9	8.6%	3	3	3
	2	13-1	7	75.9	11	8.6%	6	6	6
	9	21-1	2	74.9	1	8.5%	9	9	9

					Pace / Improvement / Times													
No.	Horse	ML Odds	SIM Odds	PAR	PAR+	Early	Mid	Late	1/4	1/2	Class Move	Move by Lengths	1st Timer (3 Max)	Bullet & Go	Back Bullet	2nd Race Parability	Jockey Win	Jockey ITM	Trainer Win	Trainer ITM
1	I CANT STOP NOW	15-1	8/5	NO	0.0%												0.68	0.75	1.00	0.92
2	JESS YOUR HONOR	10-1	13-1	NO	0.0%												1.00	0.93	1.00	0.84
3	ONE OH TOO	2-1	58-1	NO	0.0%												0.68	0.75	1.00	0.92
4	RUNNING SHADED	30-1	166-1	NO	0.0%												0.59	0.83	1.00	0.92
5	EB PRINCESS	20-1	37-1	NO	0.0%												0.68	0.75	1.00	0.92
6	DADDYS LEGACY GIRL	10-1	10-1	NO	0.0%												0.68	0.75	1.00	0.92
7	MERCEDES ROSE BDP	20-1	44-1	NO	0.0%												0.97	1.00	1.00	0.92
8	AMERICAN CHIMES	9/2	4-1	NO	0.0%												0.68	0.75	1.00	0.92
9	SUSPICIOUSLY HOT	3-1	21-1	NO	0.0%												0.68	0.75	1.00	0.92
10	MS JESSIE MASON	8-1	199-1	NO	0.0%												0.42	0.51	1.00	1.00
11	FLASHIN BARBARO (AE)	30-1	66-1	NO	0.0%												0.68	0.75	1.00	0.92
12	CODE BLOO (AE)	5-1	8-1	NO	0.0%												0.42	0.51	1.00	0.92

No.	CZone %	E (CZ%)	EP (CZ%)	P (CZ%)	PC (CZ%)	C (CZ%)	ANY (CZ%)	N/A (CZ%)	1st
1	0.0%							1 (0.0%)	
2	0.0%							2 (0.0%)	
3	0.0%							3 (0.0%)	
4	0.0%							4 (0.0%)	
5	0.0%							5 (0.0%)	
6	0.0%							6 (0.0%)	
								7 (0.0%)	
								8 (0.0%)	
								9 (0.0%)	
								10 (0.0%)	
								11 (0.0%)	
								12 (0.0%)	

SPEED CHART

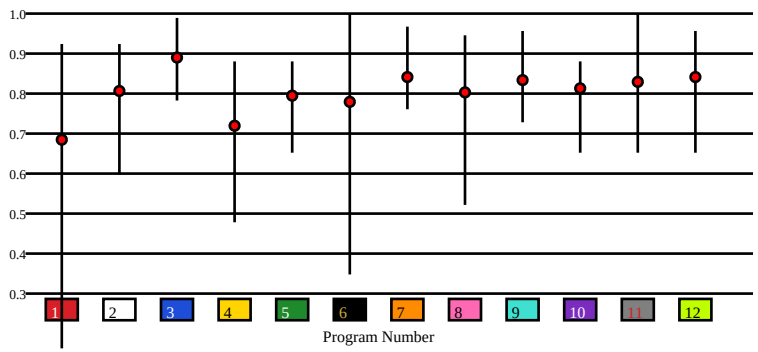

ZIA PARK | 11/06/2026 | Race 4 | 400 Yards | Dirt | Maiden Special Weight | Purse: $45,000

Speed # Edge (>=3)	
7	3

SIM Odds	
4	3-1
3	3-1
7	5-1
5	8-1
11	14-1
2	18-1

SIM Speed #	
4	85.1
6	83.5
5	82.8
3	82.8
8	82.0
7	81.7

1st Call Leader	
5	9.8%
3	9.7%
4	9.7%
10	9.4%
2	9.3%
1	9.1%

Early Pace
3
4
7
5
6
2

Late Pace
3
4
7
5
6
2

Total Pace
3
4
7
5
6
2

						Pace / Improvement / Times														
No.	Horse	ML Odds	SIM Odds	PAR	PAR+	Early	Mid	Late	1/4	1/2	Class Move	Move by Lengths	1st Timer (3 Max)	Bullet & Go	Back Bullet	2nd Race Parability	Jockey Win	Jockey ITM	Trainer Win	Trainer ITM
1	MONEY TRAIN BABY	30-1	166-1	NO	0.0%												0.78	0.81	1.00	0.75
2	JUST BETTYS EAGLE	6-1	18-1	NO	0.0%												0.97	1.00	1.00	0.75
3	CANDY BABY	2-1	3-1	NO	0.0%												0.78	0.81	1.00	0.75
4	WINDBENEATHHERWINGS	7/2	3-1	NO	0.0%												0.78	0.81	1.00	1.00
5	SHES GOT RIZZ	15-1	8-1	NO	0.0%												0.42	0.51	1.00	0.75
6	A TWISTED COWGIRL	4-1	19-1	NO	0.0%												1.00	0.93	1.00	0.75
7	MIGHTY MUCHO GIRL	30-1	5-1	NO	0.0%												0.78	0.81	1.00	0.75
8	MY LADY IN LIGHTS	5-1	110-1	NO	0.0%												0.74	0.82	1.00	0.51
9	DEAR ABBY	10-1	55-1	NO	0.0%												0.78	0.81	1.00	0.75
10	MAFIA STATE	10-1	35-1	NO	0.0%												0.78	0.81	1.00	0.75
11	BLUE IS THE CANDY (AE)	20-1	14-1	NO	0.0%												0.78	0.81	1.00	0.75

No.	CZone %
1	0.0%
2	0.0%
3	0.0%
4	0.0%
5	0.0%
6	0.0%

E (CZ%)	EP (CZ%)	P (CZ%)	PC (CZ%)	C (CZ%)	ANY (CZ%)	N/A (CZ%)	1st
						1 (0.0%)	
						2 (0.0%)	
						3 (0.0%)	
						4 (0.0%)	
						5 (0.0%)	
						6 (0.0%)	
						7 (0.0%)	
						8 (0.0%)	
						9 (0.0%)	
						10 (0.0%)	
						11 (0.0%)	

SPEED CHART

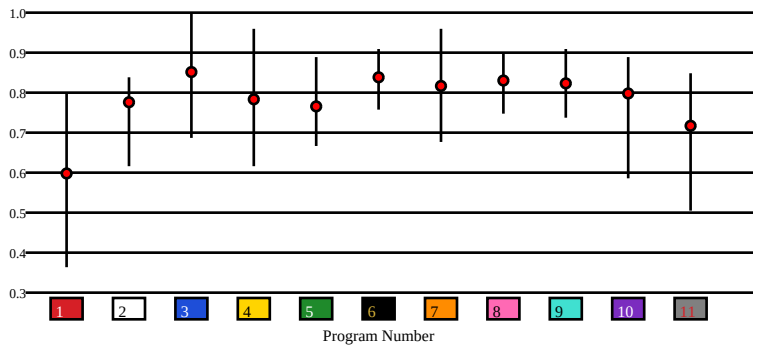

ZIA PARK | 11/06/2026 | Race 5 | 400 Yards | Dirt | Maiden Special Weight | Purse: $45,000

Speed # Edge (>=3)	SIM Odds		SIM Speed #		1st Call Leader		Early Pace	Late Pace	Total Pace
	10	9/5	8	85.4	6	9.1%	10	10	10
	8	3-1	12	80.8	12	8.9%	8	8	8
	7	5-1	7	80.5	7	8.6%	3	3	3
	11	10-1	10	80.4	2	8.6%	7	7	7
	5	13-1	5	78.0	10	8.5%	2	2	2
	12	15-1	4	77.2	3	8.4%	4	4	4

					Pace / Improvement / Times														
No.	Horse	ML Odds	SIM Odds	PAR	PAR+	Early	Mid	Late	1/4	1/2	Class Move	Move by Lengths	1st Timer (3 Max)	Bullet & Go	Back Bullet	2nd Race Parability	Jockey Win	Jockey ITM	Trainer Win	Trainer ITM
1	LECHUZAS VISION	30-1	999-1	NO	0.0%												0.78	0.77	0.83	0.47
2	TAROTT	6-1	1001-1	NO	0.0%												0.78	0.77	0.83	0.47
3	FAVORITIST	10-1	1001-1	NO	0.0%												0.78	0.77	0.83	0.47
4	MACALLAN 30	8-1	1001-1	NO	0.0%												0.40	0.46	0.83	0.47
5	JES TELL ME	9/2	13-1	NO	0.0%												0.78	0.77	0.83	0.47
6	STUNTMAN	30-1	1001-1	NO	0.0%												0.78	0.77	0.88	0.61
7	TRENCHTOWN	15-1	5-1	NO	0.0%												0.78	0.77	0.83	0.47
8	FABULOUS PILOTO	9/2	3-1	NO	0.0%												0.78	0.77	1.00	0.21
9	DOS DE OROS GR	12-1	1001-1	NO	0.0%												1.00	1.00	0.83	0.47
10	BREVILOQUENT	20-1	9/5	NO	0.0%												0.95	0.85	0.83	0.47
11	JAW BREAKKER (AE)	4-1	10-1	NO	0.0%												0.78	0.77	0.83	1.00
12	HOTT TAMALE (AE)	20-1	15-1	NO	0.0%												0.78	0.77	0.60	0.06

No.	CZone %	E (CZ%)	EP (CZ%)	P (CZ%)	PC (CZ%)	C (CZ%)	ANY (CZ%)	N/A (CZ%)	1st
1	0.0%							1 (0.0%)	
2	0.0%							2 (0.0%)	
3	0.0%							3 (0.0%)	
4	0.0%							4 (0.0%)	
5	0.0%							5 (0.0%)	
6	0.0%							6 (0.0%)	
								7 (0.0%)	
								8 (0.0%)	
								9 (0.0%)	
								10 (0.0%)	
								11 (0.0%)	
								12 (0.0%)	

SPEED CHART

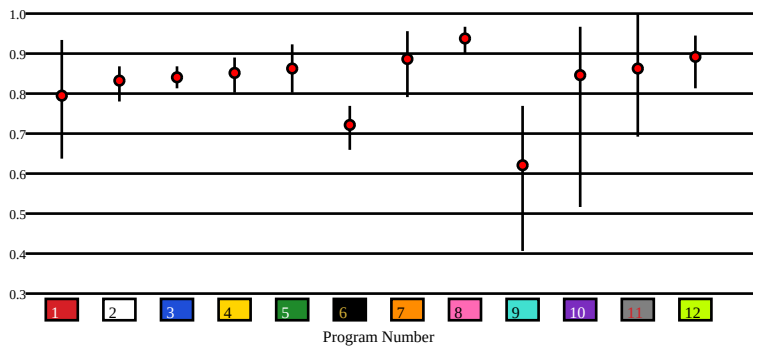

ZIA PARK | 11/06/2026 | Race 6 | 3.95 Furlongs | Dirt | Allowance | Purse: $60,000

Speed # Edge (>=3)	
5	5

SIM Odds	
5	8/5
7	5/2
9	9-1
10	10-1
1	23-1
2	29-1

SIM Speed #	
7	93.5
5	91.3
10	85.4
1	85.1
9	84.6
6	82.5

1st Call Leader	
9	12.0%
4	11.5%
6	10.9%
7	10.8%
8	10.5%
10	9.8%

Early Pace	
10	89.5
5	
7	
6	
9	
4	

Late Pace	
10	81.0
5	
7	
6	
9	
4	

Total Pace	
10	170.5
5	
7	
6	
9	
4	

						Pace / Improvement / Times													
No.	Horse	ML Odds	SIM Odds	PAR	PAR+	Early	Mid	Late	1/4	1/2	Class Move	Move by Lengths	1st Timer (3 Max)	Bullet & Go	Back Bullet	2nd Race Parability	Jockey Win	Jockey ITM	Trainer Win	Trainer ITM
1	MUSIC DASH	30-1	23-1	NO	0.0%												0.61	0.73	0.72	0.83
2	TITOS MEMORY	15-1	29-1	NO	0.0%												0.93	0.92	0.72	0.83
3	CHICKN HOCK	10-1	110-1	NO	0.0%												0.95	0.85	0.72	1.00
4	HONDO HOCKS	8/5	58-1	NO	0.0%												1.00	1.00	0.72	0.83
5	RETURN VALIANTLY	20-1	8/5	NO	0.0%												0.80	0.83	0.72	0.83
6	LOUISIANA MYSTERY	3-1	31-1	NO	0.0%												0.80	0.83	0.72	0.83
7	FLYING GOLD JESS	6-1	5/2	NO	0.0%												0.56	0.76	0.44	0.61
8	PERRYS LAST TRICK	20-1	1001-1	NO	0.0%												0.80	0.83	0.72	0.83
9	EBW KYE (AE)	8-1	9-1	NO	0.0%												0.95	0.85	0.72	1.00
10	FIRE BREATHER (AE)	9/2	10-1	NO	0.0%												0.61	0.71	1.00	0.69

No.	CZone %
10	67.0%
4	29.3%
1	23.5%
7	18.4%
2	15.9%
3	15.3%

E (CZ%)	EP (CZ%)	P (CZ%)	PC (CZ%)	C (CZ%)	ANY (CZ%)	N/A (CZ%)	1st
2 (15.9%)	4 (29.3%)	6 (9.4%)	10 (67.0%)	1 (23.5%)		5 (0.0%)	
3 (15.3%)				8 (12.3%)		9 (0.0%)	
7 (18.4%)							

SPEED CHART

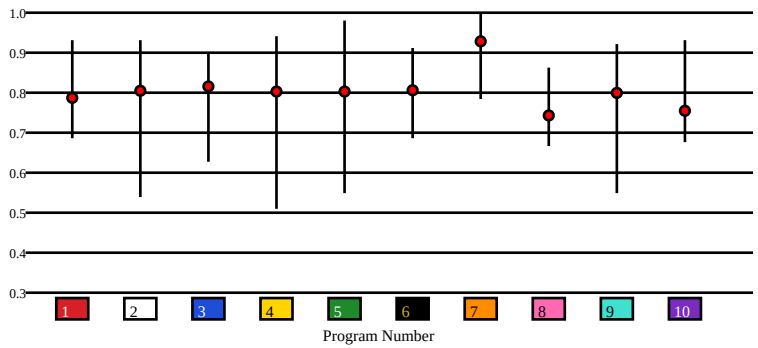

ZIA PARK | 11/06/2026 | Race 7 | 400 Yards | Dirt | Allowance | Purse: $50,000

Speed # Edge (>=3)	SIM Odds		SIM Speed #		1st Call Leader		Early Pace	Late Pace	Total Pace
	9	5/2	9	89.2	4	12.5%	9	9	9
	7	5-1	1	87.1	6	11.5%	1	1	1
	6	6-1	3	87.1	9	11.4%	5	5	5
	1	7-1	5	85.3	7	11.2%	7	7	7
	5	8-1	2	81.1	2	11.0%	6	6	6
	3	11-1	6	79.8	3	10.8%	3	3	3

						Pace / Improvement / Times														
No.	Horse	ML Odds	SIM Odds	PAR	PAR+	Early	Mid	Late	1/4	1/2	Class Move	Move by Lengths	1st Timer (3 Max)	Bullet & Go	Back Bullet	2nd Race Parability	Jockey Win	Jockey ITM	Trainer Win	Trainer ITM
1	MERKABA	3-1	7-1	NO	0.0%												0.98	0.92	0.44	1.00
2	NOQUIT INHIM	6-1	70-1	NO	0.0%												0.98	0.92	0.44	0.56
3	ROWDY MOON	9/2	11-1	NO	0.0%												0.98	0.92	0.44	0.56
4	ZR BLOOD	30-1	332-1	NO	0.0%												1.00	1.00	0.44	0.56
5	COWBOYS REVOLVER	5/2	8-1	NO	0.0%												0.95	0.85	1.00	0.92
6	HF MY FABULOUS BOY	15-1	6-1	NO	0.0%												0.98	0.92	0.27	0.61
7	DOK HOLIDAY	12-1	5-1	NO	0.0%												0.98	0.92	0.44	0.56
8	PEGASO MARENGO	20-1	21-1	NO	0.0%												0.98	0.92	0.18	0.06
9	REGARDING JESS	10-1	5/2	NO	0.0%												0.98	0.92	0.31	0.21

No.	CZone %
1	0.0%
2	0.0%
3	0.0%
4	0.0%
5	0.0%
6	0.0%

E (CZ%)	EP (CZ%)	P (CZ%)	PC (CZ%)	C (CZ%)	ANY (CZ%)	N/A (CZ%)	1st
						1 (0.0%)	
						2 (0.0%)	
						3 (0.0%)	
						4 (0.0%)	
						5 (0.0%)	
						6 (0.0%)	
						7 (0.0%)	
						8 (0.0%)	
						9 (0.0%)	

SPEED CHART

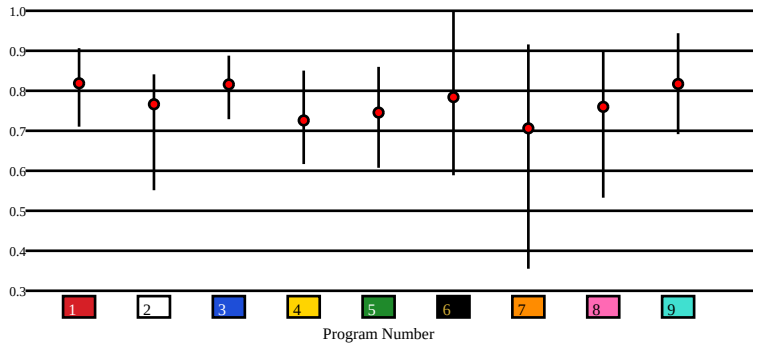

ZIA PARK | 11/06/2026 | Race 8 | 350 Yards | Dirt | Allowance | Purse: $55,000

Speed # Edge (>=3)	SIM Odds		SIM Speed #		1st Call Leader		Early Pace	Late Pace	Total Pace
	2	3-1	8	91.2	7	10.1%	2	2	2
	3	4-1	3	90.1	11	9.6%	3	3	3
	7	5-1	7	88.8	3	9.4%	8	8	8
	1	7-1	6	88.2	2	9.4%	7	7	7
	8	8-1	2	85.8	8	9.3%	1	1	1
	6	19-1	10	84.6	1	9.2%	10	10	10

No.	Horse	ML Odds	SIM Odds	PAR	PAR+	Pace / Improvement / Times: Early	Mid	Late	1/4	1/2	Class Move	Move by Lengths	1st Timer (3 Max)	Bullet & Go	Back Bullet	2nd Race Parability	Jockey Win	Jockey ITM	Trainer Win	Trainer ITM
1	BF FLYRAGEOUS	12-1	7-1	NO	0.0%												0.91	0.96	0.80	0.43
2	TEMPTING COME BACK	7/2	3-1	NO	0.0%												0.91	0.96	1.00	0.21
3	KARMAS A CHICK	4-1	4-1	NO	0.0%												0.91	0.96	0.80	1.00
4	SNAZZEE	15-1	249-1	NO	0.0%												0.91	0.96	0.80	0.43
5	SHES FANCYS PRIZE	15-1	44-1	NO	0.0%												0.74	0.89	0.80	0.43
6	MW KISS THIS	30-1	19-1	NO	0.0%												0.91	0.96	0.80	0.43
7	RUNAWAY STRIPPER	10-1	5-1	NO	0.0%												0.91	0.96	0.60	0.06
8	BEAUTIFUL TEMPTATION	2-1	8-1	NO	0.0%												0.91	0.96	0.80	0.43
9	EYE WINSOM	6-1	332-1	NO	0.0%												1.00	1.00	0.80	0.43
10	TEMPTING MARIAH	8-1	20-1	NO	0.0%												0.91	0.96	0.80	0.43
11	VIVA LE VENUS (AE)	20-1	90-1	NO	0.0%												1.00	1.00	0.80	0.43

No.	CZone %
1	0.0%
2	0.0%
3	0.0%
4	0.0%
5	0.0%
6	0.0%

E (CZ%)	EP (CZ%)	P (CZ%)	PC (CZ%)	C (CZ%)	ANY (CZ%)	N/A (CZ%)	1st
						1 (0.0%)	
						2 (0.0%)	
						3 (0.0%)	
						4 (0.0%)	
						5 (0.0%)	
						6 (0.0%)	
						7 (0.0%)	
						8 (0.0%)	
						9 (0.0%)	
						10 (0.0%)	
						11 (0.0%)	

SPEED CHART

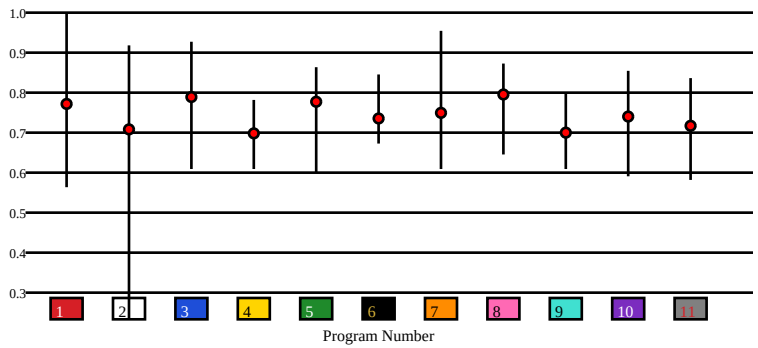

ZIA PARK | 11/06/2026 | Race 9 | 400 Yards | Dirt | Allowance | Purse: $65,000

Speed # Edge (>=3)	SIM Odds		SIM Speed #		1st Call Leader		Early Pace	Late Pace	Total Pace
	7	5/2	4	97.1	9	11.5%	7	7	7
	4	9/2	7	96.9	7	10.4%	4	4	4
	6	6-1	6	96.1	4	10.3%	6	6	6
	9	7-1	2	91.9	3	10.3%	9	9	9
	3	7-1	5	90.6	1	10.2%	2	2	2
	2	21-1	8	88.5	6	10.0%	8	8	8

					Pace / Improvement / Times														
No.	Horse	ML Odds	SIM Odds	PAR	PAR+	Early	Mid	Late	1/4	1/2	Class Move	Move by Lengths	1st Timer (3 Max)	Bullet & Go	Back Bullet	2nd Race Parability	Jockey Win	Jockey ITM	Trainer Win	Trainer ITM
1	JOLIE LAIDE	20-1	90-1	NO	0.0%												0.72	0.81	1.00	1.00
2	KJ FLYING COWGIRL	5/2	21-1	NO	0.0%												0.74	0.89	1.00	1.00
3	CELENA OLENA	8-1	7-1	NO	0.0%												0.72	0.81	1.00	1.00
4	MARISSA FLY FLY	2-1	9/2	NO	0.0%												0.72	0.81	1.00	1.00
5	FLYING N GOLD DIGGER	15-1	31-1	NO	0.0%												0.72	0.81	1.00	1.00
6	FABULOUS CASINA	12-1	6-1	NO	0.0%												0.72	0.81	1.00	1.00
7	JES RELENTLESS	9/2	5/2	NO	0.0%												0.72	0.81	1.00	1.00
8	NURSE HOT LIPS	9/2	37-1	NO	0.0%												0.42	0.55	1.00	1.00
9	POST TIME FAVORITE	10-1	7-1	NO	0.0%												1.00	1.00	1.00	1.00
10	JO CASH RUN	30-1	332-1	NO	0.0%												0.72	0.81	1.00	1.00

No.	CZone %
1	0.0%
2	0.0%
3	0.0%
4	0.0%
5	0.0%
6	0.0%

E (CZ%)	EP (CZ%)	P (CZ%)	PC (CZ%)	C (CZ%)	ANY (CZ%)	N/A (CZ%)	1st
						1 (0.0%)	
						2 (0.0%)	
						3 (0.0%)	
						4 (0.0%)	
						5 (0.0%)	
						6 (0.0%)	
						7 (0.0%)	
						8 (0.0%)	
						9 (0.0%)	
						10 (0.0%)	

SPEED CHART

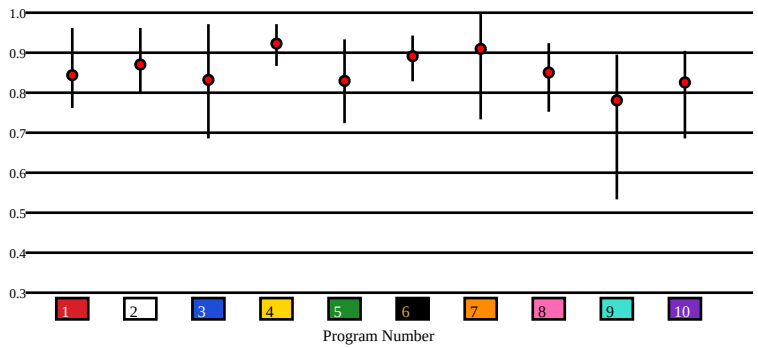

ZIA PARK | 11/06/2026 | Race 10 | 350 Yards | Dirt | Allowance | Purse: $50,000

Speed # Edge (>=3)	SIM Odds		SIM Speed #		1st Call Leader		Early Pace	Late Pace	Total Pace
	2	5/2	1	88.8	2	9.3%	2	2	2
	10	4-1	2	87.7	1	9.1%	9	9	9
	9	6-1	7	87.5	8	9.0%	10	10	10
	7	11-1	12	86.4	9	8.8%	7	7	7
	5	13-1	11	86.3	6	8.6%	1	1	1
	1	13-1	4	83.9	5	8.5%	11	11	11

					Pace / Improvement / Times														
No.	Horse	ML Odds	SIM Odds	PAR	PAR+	Early	Mid	Late	1/4	1/2	Class Move	Move by Lengths	1st Timer (3 Max)	Bullet & Go	Back Bullet	2nd Race Parability	Jockey Win	Jockey ITM	Trainer Win	Trainer ITM
1	RC ASTICOS KITTEN	7/2	13-1	NO	0.0%												0.96	0.96	1.00	0.54
2	GOLD D	10-1	5/2	NO	0.0%												0.96	0.96	1.00	1.00
3	BRIGID THORNTON	20-1	166-1	NO	0.0%												0.93	0.92	1.00	0.54
4	FLYING DYNASTY	6-1	90-1	NO	0.0%												0.96	0.96	1.00	0.54
5	HAVASU HEIGHTS	15-1	13-1	NO	0.0%												0.96	0.96	1.00	0.54
6	BOLT OF TIME	30-1	18-1	NO	0.0%												0.96	0.96	1.00	0.54
7	VASHTI B	5-1	11-1	NO	0.0%												1.00	1.00	1.00	0.37
8	MANTRA	30-1	1001-1	NO	0.0%												0.96	0.96	1.00	0.54
9	PALM DESERT	3-1	6-1	NO	0.0%												0.96	0.96	1.00	0.54
10	OPENTHEDAMGATE	15-1	4-1	NO	0.0%												0.96	0.96	1.00	0.54
11	SILKY GRAY SILK (AE)	12-1	18-1	NO	0.0%												0.96	0.96	1.00	0.25
12	OH NO (AE)	10-1	33-1	NO	0.0%												0.96	0.96	1.00	0.54

No.	CZone %	E (CZ%)	EP (CZ%)	P (CZ%)	PC (CZ%)	C (CZ%)	ANY (CZ%)	N/A (CZ%)	1st
1	0.0%							1 (0.0%)	
2	0.0%							2 (0.0%)	
3	0.0%							3 (0.0%)	
4	0.0%							4 (0.0%)	
5	0.0%							5 (0.0%)	
6	0.0%							6 (0.0%)	
								7 (0.0%)	
								8 (0.0%)	
								9 (0.0%)	
								10 (0.0%)	
								11 (0.0%)	
								12 (0.0%)	

SPEED CHART

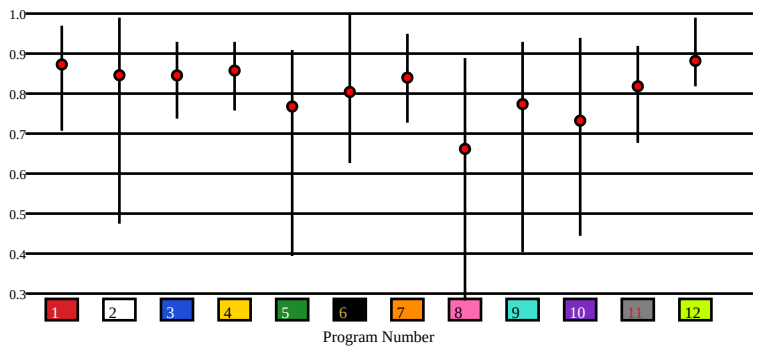

Back to Race Summary

SMART SHEETS

Data Guide & Structural Interpretation Framework

DATA FOUNDATION

All Smart Sheets metrics are derived from up to the horse's 10 most recent races, where applicable. Calculations are structured to emphasize recent form, reflect demonstrated performance patterns, and reduce distortion from outdated efforts.

More recent races carry greater interpretive weight within projections and structural evaluations. This ensures current condition and form cycles are prioritized over distant historical performance.

PERFORMANCE STANDARD

PAR (Race Standard)

PAR indicates whether a horse has previously run a speed figure equal to or greater than today's race standard.

Designations include:

'**YES**' – Has met or exceeded today's PAR

'**MAYBE**' -1 to -5 – Finished within 1 to 5 speed points of today's PAR

'**NO**' – Has not approached today's PAR level

The MAYBE designation identifies horses that have demonstrated competitive proximity without fully qualifying.

PAR+

PAR+ represents the percentage of simulations in which the horse meets or exceeds today's PAR standard. Higher percentages indicate more frequent projected competitiveness at today's performance level. PAR+ reflects projected probability rather than past qualification alone.

Performance Context

Approximately 5 Speed or Pace points equate to 1 length. This conversion provides scale when interpreting speed separation, PAR proximity, pace advantage, and structural positioning. Small numeric gaps may represent marginal positional differences, while larger separations may reflect more meaningful competitive distance.

SPEED & VALUE STRUCTURE

Speed # Edge (Minimum Threshold: 3 Points)

Speed # Edge highlights meaningful separation between projected top speed figures. An edge is recognized only when a horse holds a minimum 3-point advantage over the next highest projected figure.

Using the structural scale:

3 points ≈ slightly more than half a length

5 points ≈ approximately 1 length

This threshold filters out normal figure variance and isolates measurable separation.

SIM Odds

SIM Odds represent fair-value odds derived from simulation probability. They reflect the model's internal estimate of each horse's likelihood of winning relative to the field.

When compared to Morning Line or live wagering odds, differences between projected probability and market pricing may help identify potential mispricing or value discrepancies.

Smart Sheets does not make wagering recommendations. SIM Odds provide a structured framework for evaluating probability versus price.

SIM Speed

SIM Speed is a projected performance figure generated from race simulations. It estimates how fast the horse is expected to run today under modeled pace and race-flow conditions. The number is most useful when evaluated relative to the field rather than in isolation.

Speed Chart

The Speed Chart visually displays each horse's recent speed range:

'**Top**' of line – Maximum figure

'**Bottom**' of line – Minimum figure

'**Red Dot**' – Average figure

This allows evaluation of ceiling, floor, consistency, and volatility.

PACE PROJECTIONS

1st Call Leader Projection

This metric estimates the likelihood a horse will be on the lead at the first call. It helps define projected early race structure and potential pace pressure.

Early & Late Pace

These columns reflect performance strength in the front half and finishing phase of the race. Evaluating these collectively helps visualize projected race flow and potential positional advantages.

Total Pace

Total Pace represents combined early and late performance strength. Separation within this column may indicate in-race structural advantage when evaluated relative to the field.

POSITIONAL PROFILE

C-Zone (Comfort Zone)

C-Zone measures how closely today's projected race conditions align with the pace environment under which the horse produced its best competitive finish. It evaluates race fit rather than raw speed. Higher percentages indicate stronger alignment between projected structure and demonstrated success conditions.

Pace View

Pace View categorizes horses based on positional tendencies during competitive finishes.

'**E**' – Front-runner

'**EP**' – Lead or press

'**P**' – Tactical stalker

'**PC**' – Versatile stalker/closer

'**C**' – Closer

'**ANY**' – Demonstrated multiple effective styles

'**N/A**' – No competitive finish within 5 lengths

'**1st**' – First-time starter

The percentage displayed next to each horse represents its C-Zone score, combining positional tendency with projected structural fit.

DEVELOPMENT & MOVEMENT SIGNALS

Class Move

Indicates whether a horse is moving up in class, moving down in class, or remaining at a similar level. Class shifts may influence competitive positioning within today's race structure.

First-Time Starter Rank

Ranks debut runners using internal evaluation metrics for comparison within the field. The maximum First-Time Starter score is 3, representing the strongest relative rating among debut runners in the race.

Workout Indicators

Bullet / Bullet & Go indicators reflect strong recent workouts relative to the field and may signal preparation sharpness.

2nd Race Parability

Applies to lightly raced horses making their second start. Indicates whether projected development meets or exceeds today's PAR standard.

This metric may carry increased relevance when few or no horses have previously met today's PAR threshold.

CONNECTION STRENGTH

Jockey and Trainer ratings are scaled within the field and color-coded to reflect relative strength.

COLOR FORMATTING & STRUCTURAL EDGE IDENTIFICATION

Smart Sheets uses color formatting and structured layout to visually identify potential structural advantages, including meaningful speed separation, PAR qualification or proximity, projected pace leadership, connection strength, and simulation pricing disparities.

Interpretation of how these elements interact remains the responsibility of the user.

DISCLAIMER

Smart Sheets data is compiled using information derived from reputable industry sources and publicly available racing data. All data is used in good faith and presented for informational and educational purposes. While every effort is made to ensure accuracy and completeness, errors, omissions, or data inconsistencies may occur and are unintended.

Smart Sheets is a decision-support tool and does not guarantee outcomes.

RESPONSIBLE WAGERING NOTICE

Horse racing wagering involves financial risk. Users should never wager more than they can afford to lose.If you cannot afford to lose anything, you should not gamble.

If you believe you may have a gambling problem, seek assistance immediately through a licensed professional or recognized responsible gaming organization.

All wagering decisions are solely the responsibility of the user.